

**General Information**

**Service Consumption**

4,740 Annual Unlinked Trips (UPT)

**Service Supplied**

8,385 Annual Vehicle Revenue Miles (VRM)  
598 Annual Vehicle Revenue Hours (VRH)

**Summary of Operating Expenses (OE)**

\$36,904 Total Operating Expenses

**Database Information**

NTDID: 7R02-70144

Reporter Type: Rural General Public Transit

**Financial Information**

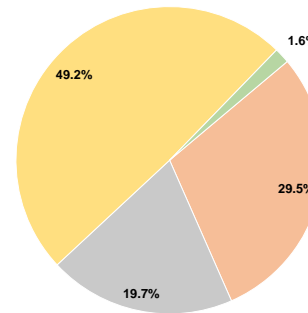
**Sources of Operating Funds Expended**

Fare Revenues	\$0	0.0%
Local Funds	\$10,891	29.5%
State Funds	\$7,261	19.7%
Federal Assistance	\$18,152	49.2%
Other Funds	\$600	1.6%
<b>Total Operating Funds Expended</b>	<b>\$36,904</b>	<b>100.0%</b>

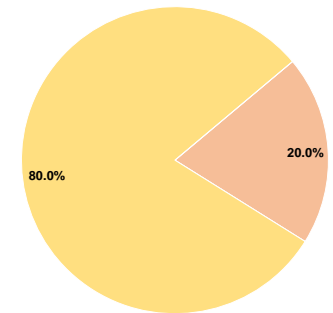
**Sources of Capital Funds Expended**

Fare Revenues	\$0	0.0%
Local Funds	\$10,873	20.0%
State Funds	\$0	0.0%
Federal Assistance	\$43,494	80.0%
Other Funds	\$0	0.0%
<b>Total Capital Funds Expended</b>	<b>\$54,367</b>	<b>100.0%</b>

**Operating Funding Sources**



**Capital Funding Sources**



**Modal Characteristics**

**Operation Characteristics**

**Vehicles Operated at Maximum Service**

Mode	Directly Operated	Purchased Transportation	Operating Expenses	Fare Revenues	Uses of Capital Funds	Annual Unlinked Trips	Annual Vehicle Revenue Miles	Annual Vehicle Revenue Hours
Demand Response	3	-	\$36,904	\$0	\$54,367	4,740	8,385	598
<b>Total</b>	<b>3</b>	<b>-</b>	<b>\$36,904</b>	<b>\$0</b>	<b>\$54,367</b>	<b>4,740</b>	<b>8,385</b>	<b>598</b>

**Performance Measures**

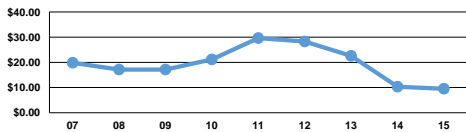
**Service Efficiency**

Mode	Operating Expenses per Vehicle Revenue Mile	Operating Expenses per Vehicle Revenue Hour
Demand Response	\$4.40	\$61.71
<b>Total</b>	<b>\$4.40</b>	<b>\$61.71</b>

**Service Effectiveness**

Mode	Operating Expenses per Unlinked Passenger Trip	Unlinked Trips per Vehicle Revenue Mile	Unlinked Trips per Vehicle Revenue Hour
Demand Response	\$7.79	0.6	7.9
<b>Total</b>	<b>\$7.79</b>	<b>0.6</b>	<b>7.9</b>

Operating Expense per Vehicle Revenue Mile: Agency Total



Unlinked Passenger Trips per Vehicle Revenue Mile: Agency Total

