

General Information

Service Consumption

6,938 Annual Unlinked Trips (UPT)

Service Supplied

16,143 Annual Vehicle Revenue Miles (VRM)
 384 Annual Vehicle Revenue Hours (VRH)

Summary of Operating Expenses (OE)

\$68,707 Total Operating Expenses

Database Information

NTDID: 7R02-70191
 Reporter Type: Rural General Public Transit

Financial Information

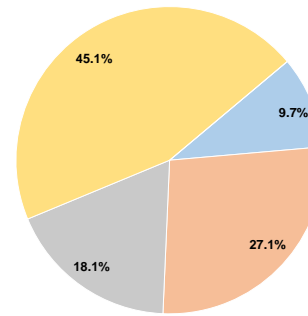
Sources of Operating Funds Expended

| | | |
|---------------------------------------|-----------------|---------------|
| Fare Revenues | \$6,678 | 9.7% |
| Local Funds | \$18,609 | 27.1% |
| State Funds | \$12,406 | 18.1% |
| Federal Assistance | \$31,015 | 45.1% |
| Other Funds | \$0 | 0.0% |
| Total Operating Funds Expended | \$68,708 | 100.0% |

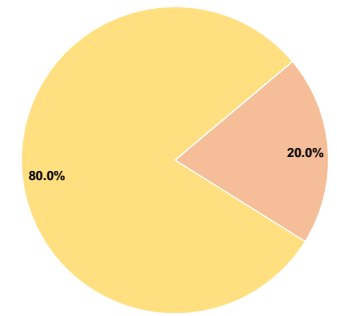
Sources of Capital Funds Expended

| | | |
|-------------------------------------|-----------------|---------------|
| Fare Revenues | \$0 | 0.0% |
| Local Funds | \$7,435 | 20.0% |
| State Funds | \$0 | 0.0% |
| Federal Assistance | \$29,739 | 80.0% |
| Other Funds | \$0 | 0.0% |
| Total Capital Funds Expended | \$37,174 | 100.0% |

Operating Funding Sources



Capital Funding Sources



Modal Characteristics

Operation Characteristics

Vehicles Operated at Maximum Service

| Mode | Directly Operated | Purchased Transportation | Operating Expenses | Fare Revenues | Uses of Capital Funds | Annual Unlinked Trips | Annual Vehicle Revenue Miles | Annual Vehicle Revenue Hours |
|-----------------|-------------------|--------------------------|--------------------|----------------|-----------------------|-----------------------|------------------------------|------------------------------|
| Demand Response | 2 | - | \$68,707 | \$6,678 | \$37,174 | 6,938 | 16,143 | 384 |
| Total | 2 | - | \$68,707 | \$6,678 | \$37,174 | 6,938 | 16,143 | 384 |

Performance Measures

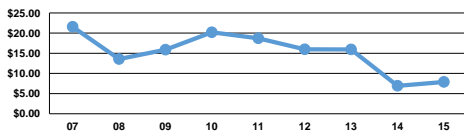
Service Efficiency

| Mode | Operating Expenses per Vehicle Revenue Mile | Operating Expenses per Vehicle Revenue Hour |
|-----------------|---|---|
| Demand Response | \$4.26 | \$178.92 |
| Total | \$4.26 | \$178.92 |

Service Effectiveness

| Mode | Operating Expenses per Unlinked Passenger Trip | Unlinked Trips per Vehicle Revenue Mile | Unlinked Trips per Vehicle Revenue Hour |
|-----------------|--|---|---|
| Demand Response | \$9.90 | 0.4 | 18.1 |
| Total | \$9.90 | 0.4 | 18.1 |

Operating Expense per Vehicle Revenue Mile: Agency Total



Unlinked Passenger Trips per Vehicle Revenue Mile: Agency Total

