

**General Information**

**Service Consumption**

6,818 Annual Unlinked Trips (UPT)

**Service Supplied**

12,308 Annual Vehicle Revenue Miles (VRM)  
 1,701 Annual Vehicle Revenue Hours (VRH)

**Summary of Operating Expenses (OE)**

\$69,913 Total Operating Expenses

**Database Information**

NTDID: 7R03-70067  
 Reporter Type: Rural General Public Transit

**Financial Information**

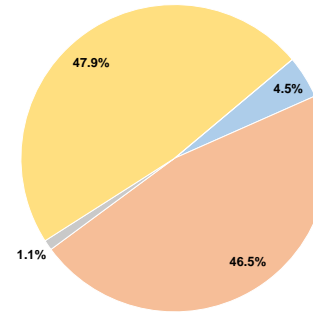
**Sources of Operating Funds Expended**

Fare Revenues	\$3,131	4.5%
Local Funds	\$32,522	46.5%
State Funds	\$758	1.1%
Federal Assistance	\$33,502	47.9%
Other Funds	\$0	0.0%
<b>Total Operating Funds Expended</b>	<b>\$69,913</b>	<b>100.0%</b>

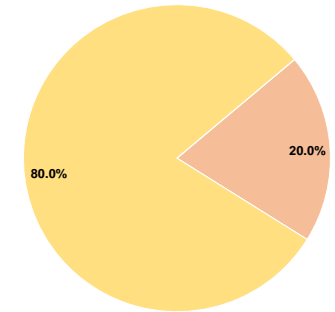
**Sources of Capital Funds Expended**

Fare Revenues	\$0	0.0%
Local Funds	\$9,346	20.0%
State Funds	\$0	0.0%
Federal Assistance	\$37,384	80.0%
Other Funds	\$0	0.0%
<b>Total Capital Funds Expended</b>	<b>\$46,730</b>	<b>100.0%</b>

**Operating Funding Sources**



**Capital Funding Sources**



**Modal Characteristics**

**Operation Characteristics**

**Vehicles Operated at Maximum Service**

Mode	Directly Operated	Purchased Transportation	Operating Expenses	Fare Revenues	Uses of Capital Funds	Annual Unlinked Trips	Annual Vehicle Revenue Miles	Annual Vehicle Revenue Hours
Demand Response	2	-	\$69,913	\$3,131	\$46,730	6,818	12,308	1,701
<b>Total</b>	<b>2</b>	<b>-</b>	<b>\$69,913</b>	<b>\$3,131</b>	<b>\$46,730</b>	<b>6,818</b>	<b>12,308</b>	<b>1,701</b>

**Performance Measures**

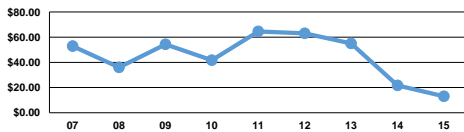
**Service Efficiency**

Mode	Operating Expenses per Vehicle Revenue Mile	Operating Expenses per Vehicle Revenue Hour
Demand Response	\$5.68	\$41.10
<b>Total</b>	<b>\$5.68</b>	<b>\$41.10</b>

**Service Effectiveness**

Mode	Operating Expenses per Unlinked Passenger Trip	Unlinked Trips per Vehicle Revenue Mile	Unlinked Trips per Vehicle Revenue Hour
Demand Response	\$10.25	0.6	4.0
<b>Total</b>	<b>\$10.25</b>	<b>0.6</b>	<b>4.0</b>

Operating Expense per Vehicle Revenue Mile: Agency Total



Unlinked Passenger Trips per Vehicle Revenue Mile: Agency Total

