

General Information

Service Consumption

23,931 Annual Unlinked Trips (UPT)

Service Supplied

371,247 Annual Vehicle Revenue Miles (VRM)
 23,021 Annual Vehicle Revenue Hours (VRH)

Summary of Operating Expenses (OE)

\$411,929 Total Operating Expenses

Database Information

NTDID: 7R03-70114
 Reporter Type: Rural General Public Transit

Financial Information

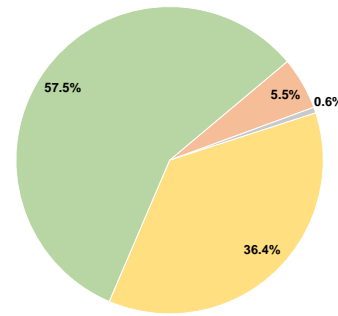
Sources of Operating Funds Expended

Fare Revenues	\$0	0.0%
Local Funds	\$22,709	5.5%
State Funds	\$2,528	0.6%
Federal Assistance	\$150,000	36.4%
Other Funds	\$236,692	57.5%
Total Operating Funds Expended	\$411,929	100.0%

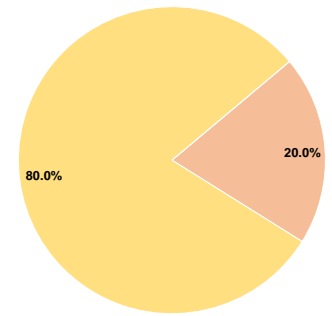
Sources of Capital Funds Expended

Fare Revenues	\$0	0.0%
Local Funds	\$33,024	20.0%
State Funds	\$0	0.0%
Federal Assistance	\$132,094	80.0%
Other Funds	\$0	0.0%
Total Capital Funds Expended	\$165,118	100.0%

Operating Funding Sources



Capital Funding Sources



Modal Characteristics

Operation Characteristics

Vehicles Operated at Maximum Service

Mode	Directly Operated	Purchased Transportation	Operating Expenses	Fare Revenues	Uses of Capital Funds	Annual Unlinked Trips	Annual Vehicle Revenue Miles	Annual Vehicle Revenue Hours
Demand Response	13	-	\$411,929	\$0	\$165,118	23,931	371,247	23,021
Total	13	-	\$411,929	\$0	\$165,118	23,931	371,247	23,021

Performance Measures

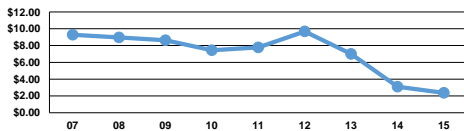
Service Efficiency

Mode	Operating Expenses per Vehicle Revenue Mile	Operating Expenses per Vehicle Revenue Hour
Demand Response	\$1.11	\$17.89
Total	\$1.11	\$17.89

Service Effectiveness

Mode	Operating Expenses per Unlinked Passenger Trip	Unlinked Trips per Vehicle Revenue Mile	Unlinked Trips per Vehicle Revenue Hour
Demand Response	\$17.21	0.1	1.0
Total	\$17.21	0.1	1.0

Operating Expense per Vehicle Revenue Mile: Agency Total



Unlinked Passenger Trips per Vehicle Revenue Mile: Agency Total

