

General Information

Service Consumption

2,579 Annual Unlinked Trips (UPT)

Service Supplied

45,012 Annual Vehicle Revenue Miles (VRM)
2,381 Annual Vehicle Revenue Hours (VRH)

Summary of Operating Expenses (OE)

\$52,987 Total Operating Expenses

Database Information

NTDID: 7R04-70212

Reporter Type: Rural General Public Transit

Financial Information

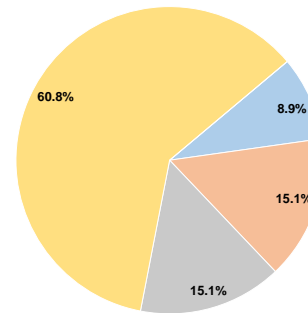
Sources of Operating Funds Expended

Fare Revenues	\$4,703	8.9%
Local Funds	\$8,022	15.1%
State Funds	\$8,022	15.1%
Federal Assistance	\$32,240	60.8%
Other Funds	\$0	0.0%
Total Operating Funds Expended	\$52,987	100.0%

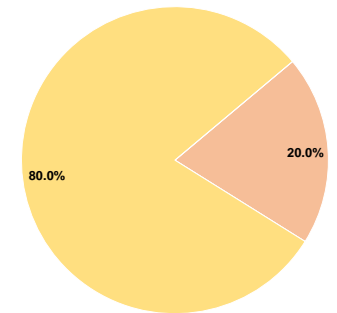
Sources of Capital Funds Expended

Fare Revenues	\$0	0.0%
Local Funds	\$6,848	20.0%
State Funds	\$0	0.0%
Federal Assistance	\$27,392	80.0%
Other Funds	\$0	0.0%
Total Capital Funds Expended	\$34,240	100.0%

Operating Funding Sources



Capital Funding Sources



Modal Characteristics

Operation Characteristics

Vehicles Operated at Maximum Service

Mode	Directly Operated	Purchased Transportation	Operating Expenses	Fare Revenues	Uses of Capital Funds	Annual Unlinked Trips	Annual Vehicle Revenue Miles	Annual Vehicle Revenue Hours
Demand Response	3	-	\$52,987	\$4,703	\$34,240	2,579	45,012	2,381
Total	3	-	\$52,987	\$4,703	\$34,240	2,579	45,012	2,381

Performance Measures

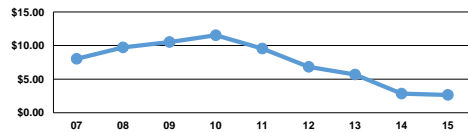
Service Efficiency

Mode	Operating Expenses per Vehicle Revenue Mile	Operating Expenses per Vehicle Revenue Hour
Demand Response	\$1.18	\$22.25
Total	\$1.18	\$22.25

Service Effectiveness

Mode	Operating Expenses per Unlinked Passenger Trip	Unlinked Trips per Vehicle Revenue Mile	Unlinked Trips per Vehicle Revenue Hour
Demand Response	\$20.55	0.1	1.1
Total	\$20.55	0.1	1.1

Operating Expense per Vehicle Revenue Mile: Agency Total



Unlinked Passenger Trips per Vehicle Revenue Mile: Agency Total

