

General Information

Urbanized Area (UZA) Statistics - 2010 Census

264 Greeley, CO
 41 Square Miles
 117,825 Population
 264 Pop. Rank out of 498 UZAs

Service Area Statistics

33 Square Miles
 102,338 Population

Service Consumption

615,365 Annual Unlinked Trips (UPT)

Service Supplied

586,530 Annual Vehicle Revenue Miles (VRM)
 45,467 Annual Vehicle Revenue Hours (VRH)

Database Information

NTDID: 80010

Reporter Type: Reduced Reporter

Financial Information

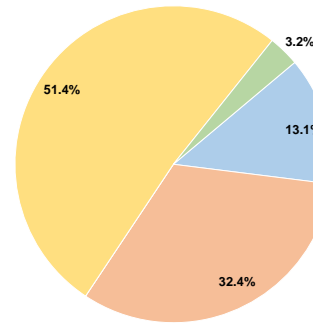
Sources of Operating Funds Expended

Fare Revenues	\$478,204	13.1%
Local Funds	\$1,182,637	32.4%
State Funds	\$0	0.0%
Federal Assistance	\$1,876,340	51.4%
Other Funds	\$115,740	3.2%
Total Operating Funds Expended	\$3,652,921	100.0%

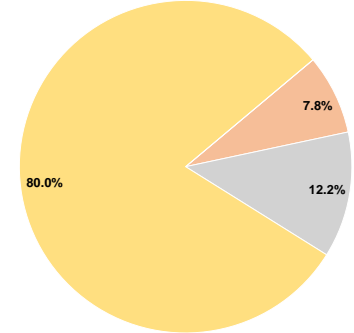
Sources of Capital Funds Expended

Fare Revenues	\$0	0.0%
Local Funds	\$38,167	7.8%
State Funds	\$60,165	12.2%
Federal Assistance	\$393,326	80.0%
Other Funds	\$0	0.0%
Total Capital Funds Expended	\$491,658	100.0%

Operating Funding Sources



Capital Funding Sources



Modal Characteristics

Operation Characteristics

Vehicles Operated at Maximum Service

Mode	Directly Operated	Purchased Transportation	Operating Expenses	Fare Revenues	Uses of Capital Funds	Annual Unlinked Trips	Annual Vehicle Revenue Miles	Annual Vehicle Revenue Hours	Average Fleet Age in Years ¹
Bus	12	-	\$2,825,098	\$429,507	\$142,960	594,531	461,491	32,978	5.3
Demand Response	7	-	\$827,823	\$48,697	\$348,698	20,834	125,039	12,489	5.7
Total	19	-	\$3,652,921	\$478,204	\$491,658	615,365	586,530	45,467	

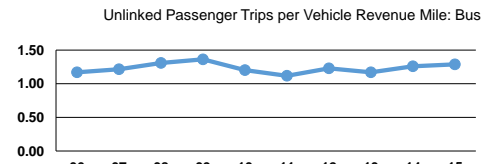
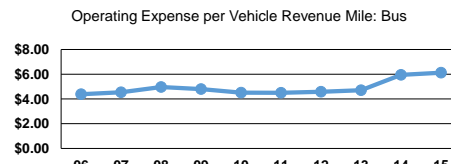
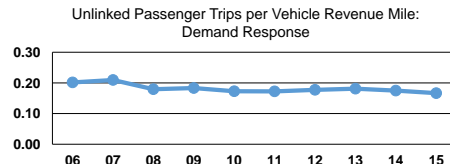
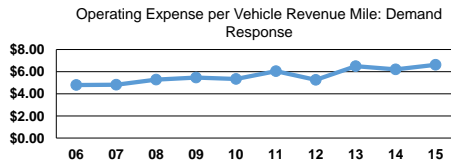
Performance Measures

Service Efficiency

Mode	Operating Expenses per Vehicle Revenue Mile	Operating Expenses per Vehicle Revenue Hour
Bus	\$6.12	\$85.67
Demand Response	\$6.62	\$66.28
Total	\$6.23	\$80.34

Service Effectiveness

Mode	Operating Expenses per Unlinked Passenger Trip	Unlinked Trips per Vehicle Revenue Mile	Unlinked Trips per Vehicle Revenue Hour
Bus	\$4.75	1.3	18.0
Demand Response	\$39.73	0.2	1.7
Total	\$5.94	1.0	13.5



Notes:

¹Demand Response - Taxi (DT) and non-dedicated fleets do not report fleet age data.