

# Fort Peck Tribes

## 2015 Annual Agency Profile

A and S Industrial Park Road  
Poplar, MT 59255

Transit Director: Ms. Leta Atkinson  
406-768-3909

### General Information

**Federally Recognized Tribal Statistical Areas**  
85 Fort Peck Indian Reservation and Off-Reservation Trust Land, MT

**Service Consumption**  
79,482 Annual Unlinked Trips (UPT)

**Service Supplied**  
272,047 Annual Vehicle Revenue Miles (VRM)  
16,492 Annual Vehicle Revenue Hours (VRH)

**Database Information**  
NTDID: 80018  
Reporter Type: Tribal Reporter

### Financial Information

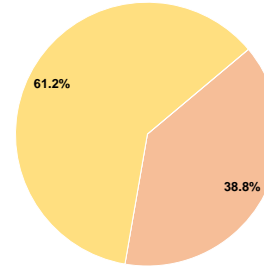
#### Sources of Operating Funds Expended

Fare Revenues	\$0	0.0%
Local Funds	\$298,616	38.8%
State Funds	\$0	0.0%
Federal Assistance	\$470,260	61.2%
Other Funds	\$0	0.0%
<b>Total Operating Funds Expended</b>	<b>\$768,876</b>	<b>100.0%</b>

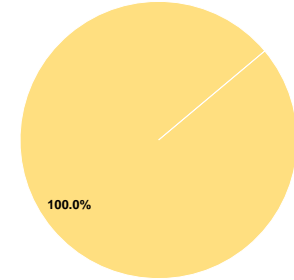
#### Sources of Capital Funds Expended

Fare Revenues	\$0	0.0%
Local Funds	\$0	0.0%
State Funds	\$0	0.0%
Federal Assistance	\$169,869	100.0%
Other Funds	\$0	0.0%
<b>Total Capital Funds Expended</b>	<b>\$169,869</b>	<b>100.0%</b>

#### Operating Funding Sources



#### Capital Funding Sources



### Modal Characteristics

#### Operation Characteristics

#### Vehicles Operated at Maximum Service

Mode	Directly Operated	Purchased Transportation	Operating Expenses	Fare Revenues	Uses of Capital Funds	Annual Unlinked Trips	Annual Vehicle Revenue Miles	Annual Vehicle Revenue Hours	Average Fleet Age in Years <sup>1</sup>
Bus	2	-	\$215,286	\$0	\$0	16,371	77,091	4,039	6.5
Demand Response	4	-	\$553,590	\$0	\$169,869	63,111	194,956	12,453	4.1
<b>Total</b>	<b>6</b>	<b>-</b>	<b>\$768,876</b>	<b>\$0</b>	<b>\$169,869</b>	<b>79,482</b>	<b>272,047</b>	<b>16,492</b>	

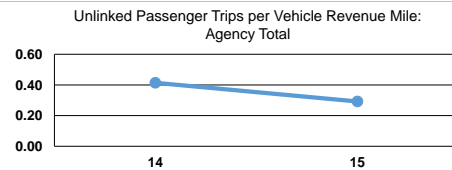
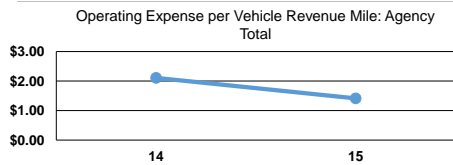
#### Performance Measures

#### Service Efficiency

Mode	Operating Expenses per Vehicle Revenue Mile	Operating Expenses per Vehicle Revenue Hour
Bus	\$2.79	\$53.30
Demand Response	\$2.84	\$44.45
<b>Total</b>	<b>\$2.83</b>	<b>\$46.62</b>

#### Service Effectiveness

Mode	Operating Expenses per Unlinked Passenger Trip	Unlinked Trips per Vehicle Revenue Mile	Unlinked Trips per Vehicle Revenue Hour
Bus	\$13.15	0.2	4.1
Demand Response	\$8.77	0.3	5.1
<b>Total</b>	<b>\$9.67</b>	<b>0.3</b>	<b>4.8</b>



**Notes:**

<sup>1</sup>Demand Response - Taxi (DT) and non-dedicated fleets do not report fleet age data.