

General Information

Urbanized Area (UZA) Statistics - 2010 Census

377 Cheyenne, WY
 35 Square Miles
 73,588 Population
 377 Pop. Rank out of 498 UZAs

Service Area Statistics

18 Square Miles
 59,466 Population

Service Consumption

278,738 Annual Unlinked Trips (UPT)

Service Supplied

454,202 Annual Vehicle Revenue Miles (VRM)
 36,680 Annual Vehicle Revenue Hours (VRH)

Database Information

NTDID: 80020

Reporter Type: Reduced Reporter

Financial Information

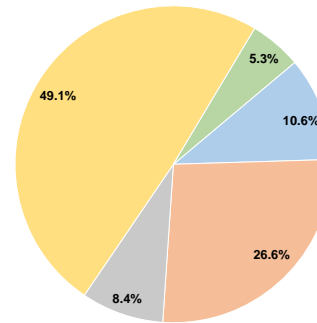
Sources of Operating Funds Expended

Fare Revenues	\$146,526	10.6%
Local Funds	\$366,052	26.6%
State Funds	\$116,175	8.4%
Federal Assistance	\$676,519	49.1%
Other Funds	\$73,069	5.3%
Total Operating Funds Expended	\$1,378,341	100.0%

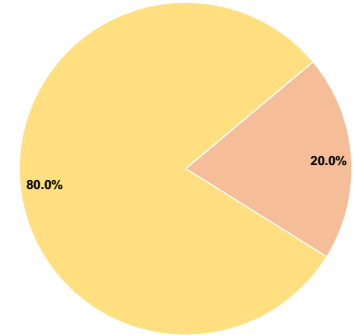
Sources of Capital Funds Expended

Fare Revenues	\$0	0.0%
Local Funds	\$103,389	20.0%
State Funds	\$0	0.0%
Federal Assistance	\$413,556	80.0%
Other Funds	\$0	0.0%
Total Capital Funds Expended	\$516,945	100.0%

Operating Funding Sources



Capital Funding Sources



Modal Characteristics

Operation Characteristics

Vehicles Operated at Maximum Service

Mode	Directly Operated	Purchased Transportation	Operating Expenses	Fare Revenues	Uses of Capital Funds	Annual Unlinked Trips	Annual Vehicle Revenue Miles	Annual Vehicle Revenue Hours	Average Fleet Age in Years ¹
Bus	8	-	\$771,871	\$95,242	\$330,844	257,094	322,156	26,142	5.9
Demand Response	6	-	\$606,470	\$51,284	\$186,101	21,644	132,046	10,538	6.0
Total	14	-	\$1,378,341	\$146,526	\$516,945	278,738	454,202	36,680	

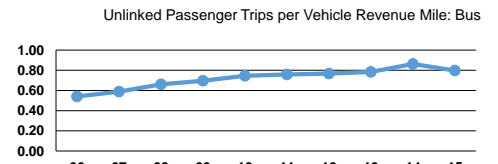
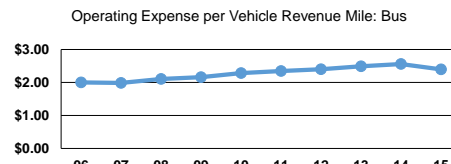
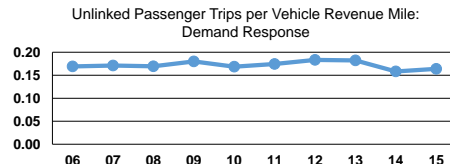
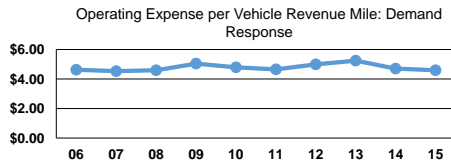
Performance Measures

Service Efficiency

Mode	Operating Expenses per Vehicle Revenue Mile	Operating Expenses per Vehicle Revenue Hour
Bus	\$2.40	\$29.53
Demand Response	\$4.59	\$57.55
Total	\$3.03	\$37.58

Service Effectiveness

Mode	Operating Expenses per Unlinked Passenger Trip	Unlinked Trips per Vehicle Revenue Mile	Unlinked Trips per Vehicle Revenue Hour
Bus	\$3.00	0.8	9.8
Demand Response	\$28.02	0.2	2.1
Total	\$4.94	0.6	7.6



Notes:

¹Demand Response - Taxi (DT) and non-dedicated fleets do not report fleet age data.