

General Information

Urbanized Area (UZA) Statistics - 2010 Census

194 Fargo, ND-MN
 70 Square Miles
 176,676 Population
 194 Pop. Rank out of 498 UZAs

Other UZAs Served

0 North Dakota Non-UZA

Service Area Statistics

7,266 Square Miles
 160,434 Population

Service Consumption

74,814 Annual Unlinked Trips (UPT)

Service Supplied

425,417 Annual Vehicle Revenue Miles (VRM)
 36,690 Annual Vehicle Revenue Hours (VRH)

Database Information

NTDID: 80110

Reporter Type: Reduced Reporter

Financial Information

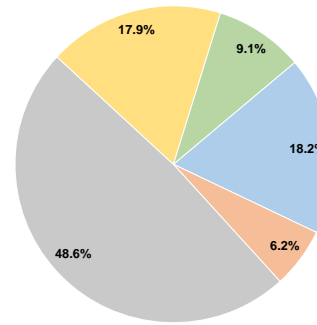
Sources of Operating Funds Expended

Fare Revenues	\$184,841	18.2%
Local Funds	\$62,733	6.2%
State Funds	\$494,011	48.6%
Federal Assistance	\$182,423	17.9%
Other Funds	\$92,351	9.1%
Total Operating Funds Expended	\$1,016,359	100.0%

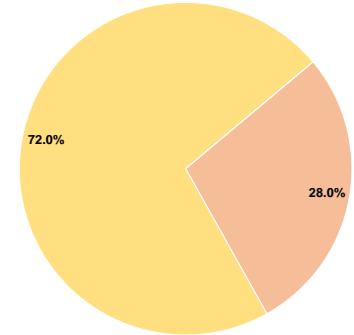
Sources of Capital Funds Expended

Fare Revenues	\$0	0.0%
Local Funds	\$11,538	28.0%
State Funds	\$0	0.0%
Federal Assistance	\$29,681	72.0%
Other Funds	\$0	0.0%
Total Capital Funds Expended	\$41,219	100.0%

Operating Funding Sources



Capital Funding Sources



Modal Characteristics

Operation Characteristics

Vehicles Operated at Maximum Service

Mode	Directly Operated	Purchased Transportation	Operating Expenses	Fare Revenues	Uses of Capital Funds	Annual Unlinked Trips	Annual Vehicle Revenue Miles	Annual Vehicle Revenue Hours	Average Fleet Age in Years ¹
Demand Response - Taxi	-	4	\$44,231	\$15,984	\$0	6,970	23,976	3,991	
Demand Response	17	-	\$972,128	\$168,857	\$41,219	67,844	401,441	32,699	5.8
Total	17	4	\$1,016,359	\$184,841	\$41,219	74,814	425,417	36,690	

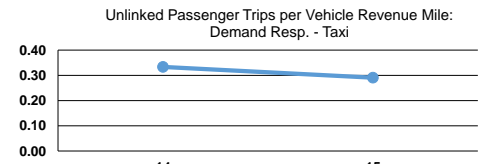
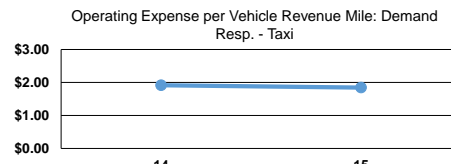
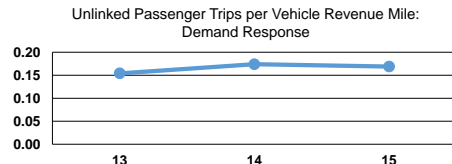
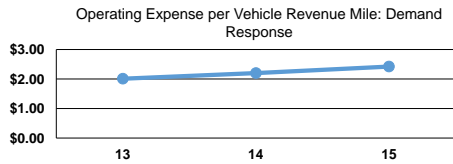
Performance Measures

Service Efficiency

Mode	Operating Expenses per Vehicle Revenue Mile	Operating Expenses per Vehicle Revenue Hour
Demand Response - Taxi	\$1.84	\$11.08
Demand Response	\$2.42	\$29.73
Total	\$2.39	\$27.70

Service Effectiveness

Mode	Operating Expenses per Unlinked Passenger Trip	Unlinked Trips per Vehicle Revenue Mile	Unlinked Trips per Vehicle Revenue Hour
Demand Response - Taxi	\$6.35	0.3	1.7
Demand Response	\$14.33	0.2	2.1
Total	\$13.59	0.2	2.0



Notes:

¹Demand Response - Taxi (DT) and non-dedicated fleets do not report fleet age data.

*This agency has a purchased transportation relationship in which they sell service to City of Moorhead, DBA: Metropolitan Area Transit (NTDID: 50026), and in which the data are captured in another report for mode DR/DO.