

Turtle Mtn. Nutrition & Support Services

2015 Annual Agency Profile

General Information

Federally Recognized Tribal Statistical Areas

292 Turtle Mountain Reservation and Off-Reservation Trust Land, MT--ND--SD

Service Consumption

3,211 Annual Unlinked Trips (UPT)

Service Supplied

24,428 Annual Vehicle Revenue Miles (VRM)
2,834 Annual Vehicle Revenue Hours (VRH)

Database Information

NTDID: 80212

Reporter Type: Tribal Reporter

Financial Information

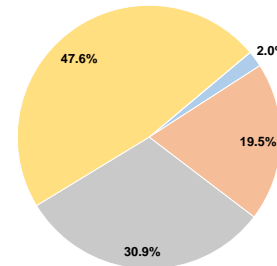
Sources of Operating Funds Expended

Fare Revenues	\$1,650	2.0%
Local Funds	\$16,174	19.5%
State Funds	\$25,693	30.9%
Federal Assistance	\$39,505	47.6%
Other Funds	\$0	0.0%
Total Operating Funds Expended	\$83,022	100.0%

Sources of Capital Funds Expended

Fare Revenues	\$0
Local Funds	\$0
State Funds	\$0
Federal Assistance	\$0
Other Funds	\$0
Total Capital Funds Expended	\$0

Operating Funding Sources



Modal Characteristics

Operation Characteristics

Vehicles Operated at Maximum Service

Mode	Directly Operated	Purchased Transportation	Operating Expenses	Fare Revenues	Uses of Capital Funds	Annual Unlinked Trips	Annual Vehicle Revenue Miles	Annual Vehicle Revenue Hours	Average Fleet Age in Years ¹
Demand Response	3	-	\$83,022	\$1,650	\$0	3,211	24,428	2,834	9.0
Total	3	-	\$83,022	\$1,650	\$0	3,211	24,428	2,834	

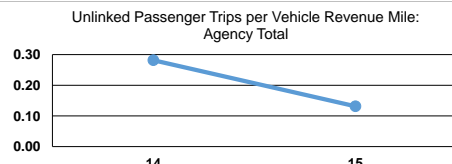
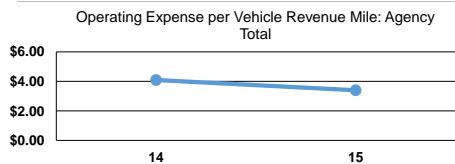
Performance Measures

Service Efficiency

Mode	Operating Expenses per Vehicle Revenue Mile	Operating Expenses per Vehicle Revenue Hour
Demand Response	\$3.40	\$29.29
Total	\$3.40	\$29.29

Service Effectiveness

Mode	Operating Expenses per Unlinked Passenger Trip	Unlinked Trips per Vehicle Revenue Mile	Unlinked Trips per Vehicle Revenue Hour
Demand Response	\$25.86	0.1	1.1
Total	\$25.86	0.1	1.1



Notes:

¹Demand Response - Taxi (DT) and non-dedicated fleets do not report fleet age data.