

General Information

Federally Recognized Tribal Statistical Areas

264 Spirit Lake Reservation, ND

Service Consumption

4,834 Annual Unlinked Trips (UPT)

Service Supplied

94,714 Annual Vehicle Revenue Miles (VRM)
 4,880 Annual Vehicle Revenue Hours (VRH)

Database Information

NTDID: 88128

Reporter Type: Tribal Reporter

Financial Information

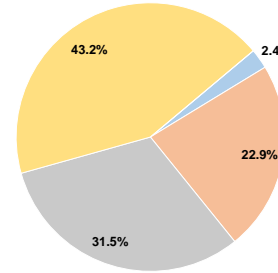
Sources of Operating Funds Expended

Fare Revenues	\$3,397	2.4%
Local Funds	\$32,313	22.9%
State Funds	\$44,395	31.5%
Federal Assistance	\$61,017	43.2%
Other Funds	\$0	0.0%
Total Operating Funds Expended	\$141,122	100.0%

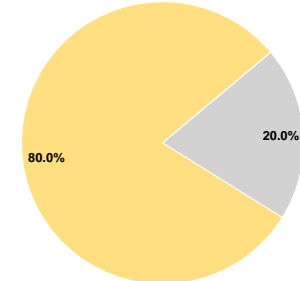
Sources of Capital Funds Expended

Fare Revenues	\$0	0.0%
Local Funds	\$0	0.0%
State Funds	\$7,919	20.0%
Federal Assistance	\$31,676	80.0%
Other Funds	\$0	0.0%
Total Capital Funds Expended	\$39,595	100.0%

Operating Funding Sources



Capital Funding Sources



Modal Characteristics

Operation Characteristics

Vehicles Operated at Maximum Service

Mode	Directly Operated	Purchased Transportation	Operating Expenses	Fare Revenues	Uses of Capital Funds	Annual Unlinked Trips	Annual Vehicle Revenue Miles	Annual Vehicle Revenue Hours	Average Fleet Age in Years ¹
Demand Response	3	-	\$141,122	\$3,397	\$39,595	4,834	94,714	4,880	4.0
Total	3	-	\$141,122	\$3,397	\$39,595	4,834	94,714	4,880	

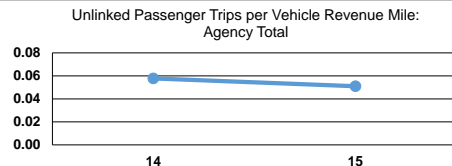
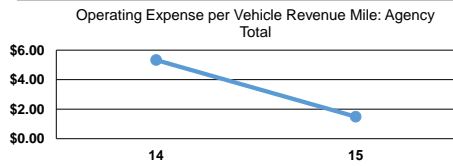
Performance Measures

Service Efficiency

Mode	Operating Expenses per Vehicle Revenue Mile	Operating Expenses per Vehicle Revenue Hour
Demand Response	\$1.49	\$28.92
Total	\$1.49	\$28.92

Service Effectiveness

Mode	Operating Expenses per Unlinked Passenger Trip	Unlinked Trips per Vehicle Revenue Mile	Unlinked Trips per Vehicle Revenue Hour
Demand Response	\$29.19	0.1	1.0
Total	\$29.19	0.1	1.0



Notes:

¹Demand Response - Taxi (DT) and non-dedicated fleets do not report fleet age data.