

General Information

Federally Recognized Tribal Statistical Areas
 23 Blackfeet Indian Reservation and Off-Reservation Trust Land, MT

Service Consumption
 9,270 Annual Unlinked Trips (UPT)

Service Supplied
 24,025 Annual Vehicle Revenue Miles (VRM)
 3,464 Annual Vehicle Revenue Hours (VRH)

Database Information
 NTDID: 88152
 Reporter Type: Tribal Reporter

Financial Information

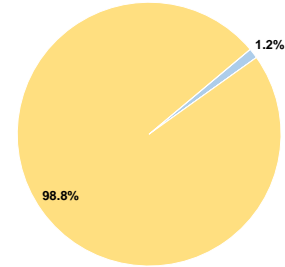
Sources of Operating Funds Expended

Fare Revenues	\$2,322	1.2%
Local Funds	\$0	0.0%
State Funds	\$0	0.0%
Federal Assistance	\$184,504	98.8%
Other Funds	\$0	0.0%
Total Operating Funds Expended	\$186,826	100.0%

Sources of Capital Funds Expended

Fare Revenues	\$0
Local Funds	\$0
State Funds	\$0
Federal Assistance	\$0
Other Funds	\$0
Total Capital Funds Expended	\$0

Operating Funding Sources



Modal Characteristics

Operation Characteristics

Vehicles Operated at Maximum Service

Mode	Directly Operated	Purchased Transportation	Operating Expenses	Fare Revenues	Uses of Capital Funds	Annual Unlinked Trips	Annual Vehicle Revenue Miles	Annual Vehicle Revenue Hours	Average Fleet Age in Years ¹
Demand Response	2	-	\$186,826	\$2,322	\$0	9,270	24,025	3,464	9.0
Total	2	-	\$186,826	\$2,322	\$0	9,270	24,025	3,464	

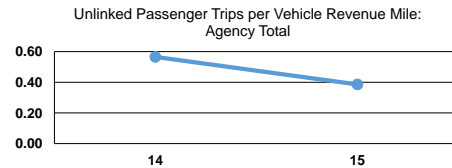
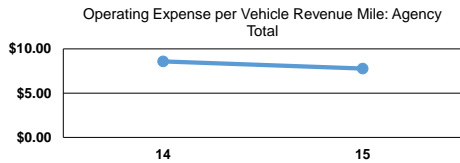
Performance Measures

Service Efficiency

Mode	Operating Expenses per Vehicle Revenue Mile	Operating Expenses per Vehicle Revenue Hour
Demand Response	\$7.78	\$53.93
Total	\$7.78	\$53.93

Service Effectiveness

Mode	Operating Expenses per Unlinked Passenger Trip	Unlinked Trips per Vehicle Revenue Mile	Unlinked Trips per Vehicle Revenue Hour
Demand Response	\$20.15	0.4	2.7
Total	\$20.15	0.4	2.7



Notes:

¹Demand Response - Taxi (DT) and non-dedicated fleets do not report fleet age data.