

General Information

Federally Recognized Tribal Statistical Areas
 77 Fort Belknap Reservation and Off-Reservation Trust Land, MT

Service Consumption
 7,020 Annual Unlinked Trips (UPT)

Service Supplied
 114,816 Annual Vehicle Revenue Miles (VRM)
 2,314 Annual Vehicle Revenue Hours (VRH)

Database Information
 NTDID: 88170
 Reporter Type: Tribal Reporter

Financial Information

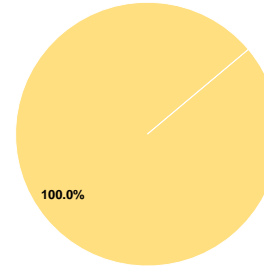
Sources of Operating Funds Expended

Fare Revenues	\$0	0.0%
Local Funds	\$0	0.0%
State Funds	\$0	0.0%
Federal Assistance	\$209,386	100.0%
Other Funds	\$0	0.0%
Total Operating Funds Expended	\$209,386	100.0%

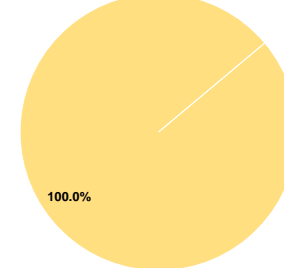
Sources of Capital Funds Expended

Fare Revenues	\$0	0.0%
Local Funds	\$0	0.0%
State Funds	\$0	0.0%
Federal Assistance	\$89,730	100.0%
Other Funds	\$0	0.0%
Total Capital Funds Expended	\$89,730	100.0%

Operating Funding Sources



Capital Funding Sources



Modal Characteristics

Operation Characteristics

Vehicles Operated at Maximum Service

Mode	Directly Operated	Purchased Transportation	Operating Expenses	Fare Revenues	Uses of Capital Funds	Annual Unlinked Trips	Annual Vehicle Revenue Miles	Annual Vehicle Revenue Hours	Average Fleet Age in Years ¹
Bus	2	-	\$209,386	\$0	\$89,730	7,020	114,816	2,314	4.4
Total	2	-	\$209,386	\$0	\$89,730	7,020	114,816	2,314	

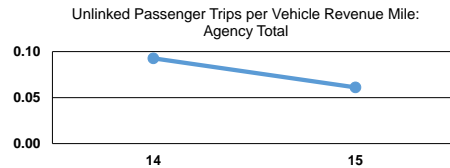
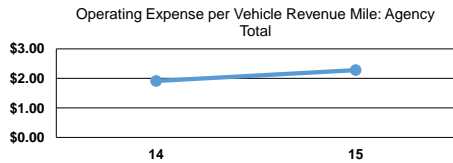
Performance Measures

Service Efficiency

Mode	Operating Expenses per Vehicle Revenue Mile	Operating Expenses per Vehicle Revenue Hour
Bus	\$1.82	\$90.49
Total	\$1.82	\$90.49

Service Effectiveness

Mode	Operating Expenses per Unlinked Passenger Trip	Unlinked Trips per Vehicle Revenue Mile	Unlinked Trips per Vehicle Revenue Hour
Bus	\$29.83	0.1	3.0
Total	\$29.83	0.1	3.0



Notes:

¹Demand Response - Taxi (DT) and non-dedicated fleets do not report fleet age data.