

# Rosebud Sioux Tribe

## 2015 Annual Agency Profile

PO Box 430  
Rosebud, SD 57570

Director: Mr. Leroy Sleeping Bear  
605-747-2718

### General Information

**Federally Recognized Tribal Statistical Areas**  
226 Rosebud Indian Reservation and Off-Reservation Trust Land, SD

**Service Consumption**  
62,374 Annual Unlinked Trips (UPT)

**Service Supplied**  
217,182 Annual Vehicle Revenue Miles (VRM)  
10,097 Annual Vehicle Revenue Hours (VRH)

**Database Information**  
NTDID: 88182  
Reporter Type: Tribal Reporter

### Financial Information

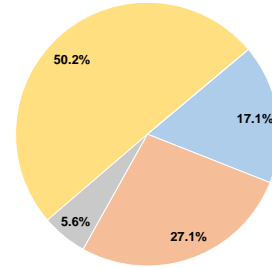
#### Sources of Operating Funds Expended

Fare Revenues	\$86,086	17.1%
Local Funds	\$136,603	27.1%
State Funds	\$28,151	5.6%
Federal Assistance	\$252,652	50.2%
Other Funds	\$0	0.0%
<b>Total Operating Funds Expended</b>	<b>\$503,492</b>	<b>100.0%</b>

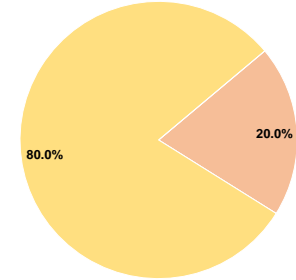
#### Sources of Capital Funds Expended

Fare Revenues	\$0	0.0%
Local Funds	\$18,629	20.0%
State Funds	\$0	0.0%
Federal Assistance	\$74,517	80.0%
Other Funds	\$0	0.0%
<b>Total Capital Funds Expended</b>	<b>\$93,146</b>	<b>100.0%</b>

#### Operating Funding Sources



#### Capital Funding Sources



### Modal Characteristics

#### Operation Characteristics

#### Vehicles Operated at Maximum Service

Mode	Directly Operated	Purchased Transportation	Operating Expenses	Fare Revenues	Uses of Capital Funds	Annual Unlinked Trips	Annual Vehicle Revenue Miles	Annual Vehicle Revenue Hours	Average Fleet Age in Years <sup>1</sup>
Demand Response	12	-	\$503,492	\$86,086	\$93,146	62,374	217,182	10,097	5.2
<b>Total</b>	<b>12</b>	<b>-</b>	<b>\$503,492</b>	<b>\$86,086</b>	<b>\$93,146</b>	<b>62,374</b>	<b>217,182</b>	<b>10,097</b>	

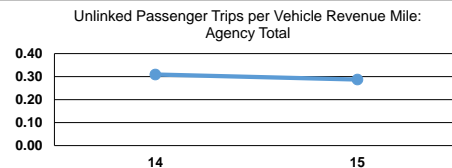
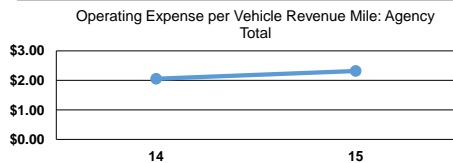
#### Performance Measures

#### Service Efficiency

Mode	Operating Expenses per Vehicle Revenue Mile	Operating Expenses per Vehicle Revenue Hour
Demand Response	\$2.32	\$49.87
<b>Total</b>	<b>\$2.32</b>	<b>\$49.87</b>

#### Service Effectiveness

Mode	Operating Expenses per Unlinked Passenger Trip	Unlinked Trips per Vehicle Revenue Mile	Unlinked Trips per Vehicle Revenue Hour
Demand Response	\$8.07	0.3	6.2
<b>Total</b>	<b>\$8.07</b>	<b>0.3</b>	<b>6.2</b>



**Notes:**

<sup>1</sup>Demand Response - Taxi (DT) and non-dedicated fleets do not report fleet age data.