

General Information

Service Consumption

41,911 Annual Unlinked Trips (UPT)

Service Supplied

86,287 Annual Vehicle Revenue Miles (VRM)
 5,278 Annual Vehicle Revenue Hours (VRH)

Summary of Operating Expenses (OE)

\$249,961 Total Operating Expenses

Database Information

NTDID: 8R01-80162
 Reporter Type: Rural General Public Transit

Financial Information

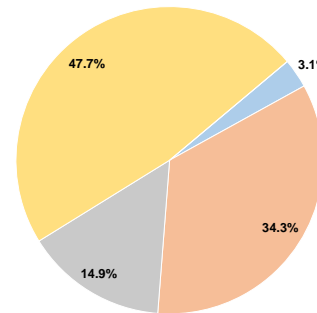
Sources of Operating Funds Expended

Fare Revenues	\$7,704	3.1%
Local Funds	\$85,642	34.3%
State Funds	\$37,368	14.9%
Federal Assistance	\$119,246	47.7%
Other Funds	\$0	0.0%
Total Operating Funds Expended	\$249,960	100.0%

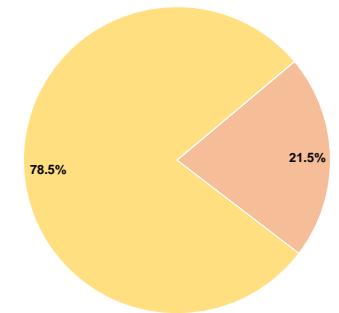
Sources of Capital Funds Expended

Fare Revenues	\$0	0.0%
Local Funds	\$17,291	21.5%
State Funds	\$0	0.0%
Federal Assistance	\$63,110	78.5%
Other Funds	\$0	0.0%
Total Capital Funds Expended	\$80,401	100.0%

Operating Funding Sources



Capital Funding Sources



Modal Characteristics

Operation Characteristics

Vehicles Operated at Maximum Service

Mode	Directly Operated	Purchased Transportation	Operating Expenses	Fare Revenues	Uses of Capital Funds	Annual Unlinked Trips	Annual Vehicle Revenue Miles	Annual Vehicle Revenue Hours
Demand Response	16	-	\$249,961	\$7,704	\$80,401	41,911	86,287	5,278
Total	16	-	\$249,961	\$7,704	\$80,401	41,911	86,287	5,278

Performance Measures

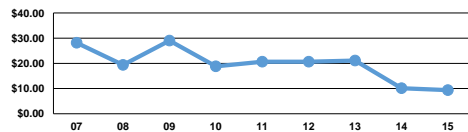
Service Efficiency

Mode	Operating Expenses per Vehicle Revenue Mile	Operating Expenses per Vehicle Revenue Hour
Demand Response	\$2.90	\$47.36
Total	\$2.90	\$47.36

Service Effectiveness

Mode	Operating Expenses per Unlinked Passenger Trip	Unlinked Trips per Vehicle Revenue Mile	Unlinked Trips per Vehicle Revenue Hour
Demand Response	\$5.96	0.5	7.9
Total	\$5.96	0.5	7.9

Operating Expense per Vehicle Revenue Mile: Agency Total



Unlinked Passenger Trips per Vehicle Revenue Mile: Agency Total

