

General Information

Service Consumption

20,621 Annual Unlinked Trips (UPT)

Service Supplied

183,272 Annual Vehicle Revenue Miles (VRM)
 11,291 Annual Vehicle Revenue Hours (VRH)

Summary of Operating Expenses (OE)

\$588,206 Total Operating Expenses

Database Information

NTDID: 8R01-80267
 Reporter Type: Rural General Public Transit

Financial Information

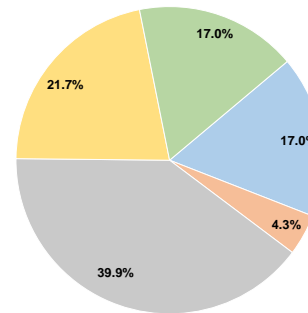
Sources of Operating Funds Expended

| | | |
|---------------------------------------|------------------|---------------|
| Fare Revenues | \$100,187 | 17.0% |
| Local Funds | \$25,500 | 4.3% |
| State Funds | \$234,732 | 39.9% |
| Federal Assistance | \$127,600 | 21.7% |
| Other Funds | \$100,187 | 17.0% |
| Total Operating Funds Expended | \$588,206 | 100.0% |

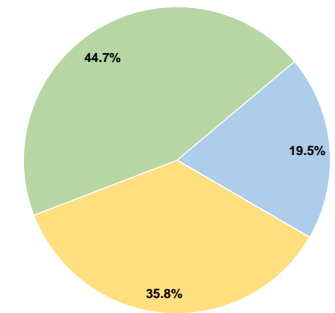
Sources of Capital Funds Expended

| | | |
|-------------------------------------|------------------|---------------|
| Fare Revenues | \$27,045 | 19.5% |
| Local Funds | \$0 | 0.0% |
| State Funds | \$0 | 0.0% |
| Federal Assistance | \$49,633 | 35.8% |
| Other Funds | \$62,045 | 44.7% |
| Total Capital Funds Expended | \$138,723 | 100.0% |

Operating Funding Sources



Capital Funding Sources



Modal Characteristics

Operation Characteristics

Vehicles Operated at Maximum Service

| Mode | Directly Operated | Purchased Transportation | Operating Expenses | Fare Revenues | Uses of Capital Funds | Annual Unlinked Trips | Annual Vehicle Revenue Miles | Annual Vehicle Revenue Hours |
|-----------------|-------------------|--------------------------|--------------------|------------------|-----------------------|-----------------------|------------------------------|------------------------------|
| Demand Response | 7 | - | \$588,206 | \$127,232 | \$138,723 | 20,621 | 183,272 | 11,291 |
| Total | 7 | - | \$588,206 | \$127,232 | \$138,723 | 20,621 | 183,272 | 11,291 |

Performance Measures

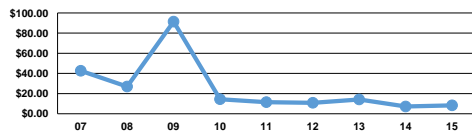
Service Efficiency

| Mode | Operating Expenses per Vehicle Revenue Mile | Operating Expenses per Vehicle Revenue Hour |
|-----------------|---|---|
| Demand Response | \$3.21 | \$52.10 |
| Total | \$3.21 | \$52.10 |

Service Effectiveness

| Mode | Operating Expenses per Unlinked Passenger Trip | Unlinked Trips per Vehicle Revenue Mile | Unlinked Trips per Vehicle Revenue Hour |
|-----------------|--|---|---|
| Demand Response | \$28.52 | 0.1 | 1.8 |
| Total | \$28.52 | 0.1 | 1.8 |

Operating Expense per Vehicle Revenue Mile: Agency Total



Unlinked Passenger Trips per Vehicle Revenue Mile: Agency Total

