

**General Information**

**Service Consumption**

60,510 Annual Unlinked Trips (UPT)

**Service Supplied**

92,287 Annual Vehicle Revenue Miles (VRM)  
 11,108 Annual Vehicle Revenue Hours (VRH)

**Summary of Operating Expenses (OE)**

\$445,324 Total Operating Expenses

**Database Information**

NTDID: 8R01-80275

Reporter Type: Rural General Public Transit

**Financial Information**

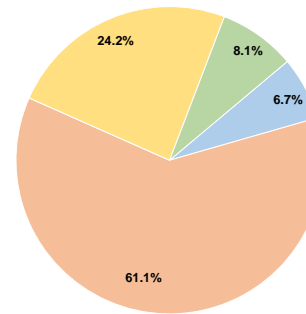
**Sources of Operating Funds Expended**

Fare Revenues	\$29,658	6.7%
Local Funds	\$272,061	61.1%
State Funds	\$0	0.0%
Federal Assistance	\$107,605	24.2%
Other Funds	\$36,000	8.1%
<b>Total Operating Funds Expended</b>	<b>\$445,324</b>	<b>100.0%</b>

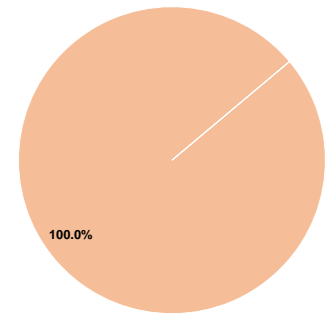
**Sources of Capital Funds Expended**

Fare Revenues	\$0	0.0%
Local Funds	\$209,749	100.0%
State Funds	\$0	0.0%
Federal Assistance	\$0	0.0%
Other Funds	\$0	0.0%
<b>Total Capital Funds Expended</b>	<b>\$209,749</b>	<b>100.0%</b>

**Operating Funding Sources**



**Capital Funding Sources**



**Modal Characteristics**

**Operation Characteristics**

**Vehicles Operated at Maximum Service**

Mode	Directly Operated	Purchased Transportation	Operating Expenses	Fare Revenues	Uses of Capital Funds	Annual Unlinked Trips	Annual Vehicle Revenue Miles	Annual Vehicle Revenue Hours
Bus	1	-	\$80,158	\$1,644	\$104,874	3,784	22,492	980
Demand Response	5	-	\$365,166	\$28,014	\$104,875	56,726	69,795	10,128
<b>Total</b>	<b>6</b>	<b>-</b>	<b>\$445,324</b>	<b>\$29,658</b>	<b>\$209,749</b>	<b>60,510</b>	<b>92,287</b>	<b>11,108</b>

**Performance Measures**

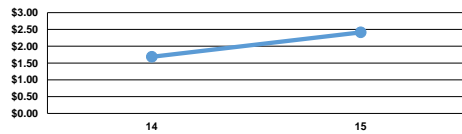
**Service Efficiency**

Mode	Operating Expenses per Vehicle Revenue Mile	Operating Expenses per Vehicle Revenue Hour
Bus	\$3.56	\$81.79
Demand Response	\$5.23	\$36.06
<b>Total</b>	<b>\$4.83</b>	<b>\$40.09</b>

**Service Effectiveness**

Mode	Operating Expenses per Unlinked Passenger Trip	Unlinked Trips per Vehicle Revenue Mile	Unlinked Trips per Vehicle Revenue Hour
Bus	\$21.18	0.2	3.9
Demand Response	\$6.44	0.8	5.6
<b>Total</b>	<b>\$7.36</b>	<b>0.7</b>	<b>5.4</b>

Operating Expense per Vehicle Revenue Mile: Agency Total



Unlinked Passenger Trips per Vehicle Revenue Mile: Agency Total

