

Urban Transportation District of Dawson County

2015 Annual Agency Profile

General Information

Service Consumption

16,133 Annual Unlinked Trips (UPT)

Service Supplied

57,146 Annual Vehicle Revenue Miles (VRM)
 5,994 Annual Vehicle Revenue Hours (VRH)

Summary of Operating Expenses (OE)

\$248,025 Total Operating Expenses

Database Information

NTDID: 8R02-80166
 Reporter Type: Rural General Public Transit

Financial Information

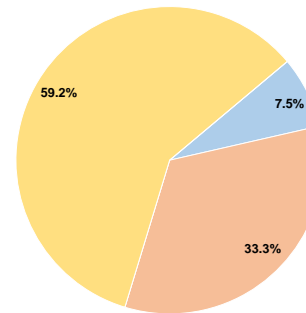
Sources of Operating Funds Expended

Fare Revenues	\$18,700	7.5%
Local Funds	\$82,522	33.3%
State Funds	\$0	0.0%
Federal Assistance	\$146,803	59.2%
Other Funds	\$0	0.0%
Total Operating Funds Expended	\$248,025	100.0%

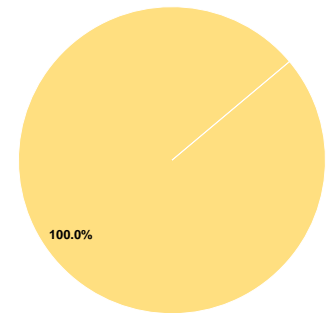
Sources of Capital Funds Expended

Fare Revenues	\$0	0.0%
Local Funds	\$0	0.0%
State Funds	\$0	0.0%
Federal Assistance	\$50,477	100.0%
Other Funds	\$0	0.0%
Total Capital Funds Expended	\$50,477	100.0%

Operating Funding Sources



Capital Funding Sources



Modal Characteristics

Operation Characteristics

Vehicles Operated at Maximum Service

Mode	Directly Operated	Purchased Transportation	Operating Expenses	Fare Revenues	Uses of Capital Funds	Annual Unlinked Trips	Annual Vehicle Revenue Miles	Annual Vehicle Revenue Hours
Demand Response	4	-	\$248,025	\$18,700	\$50,477	16,133	57,146	5,994
Total	4	-	\$248,025	\$18,700	\$50,477	16,133	57,146	5,994

Performance Measures

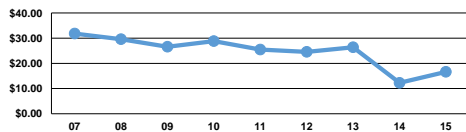
Service Efficiency

Mode	Operating Expenses per Vehicle Revenue Mile	Operating Expenses per Vehicle Revenue Hour
Demand Response	\$4.34	\$41.38
Total	\$4.34	\$41.38

Service Effectiveness

Mode	Operating Expenses per Unlinked Passenger Trip	Unlinked Trips per Vehicle Revenue Mile	Unlinked Trips per Vehicle Revenue Hour
Demand Response	\$15.37	0.3	2.7
Total	\$15.37	0.3	2.7

Operating Expense per Vehicle Revenue Mile: Agency Total



Unlinked Passenger Trips per Vehicle Revenue Mile: Agency Total

