

Lake County Council on Aging

2015 Annual Agency Profile

528 Main Street SW
Ronan, MT 59864

Transit Section Supervisor : Mr. David Jacobs

General Information

Service Consumption

4,562 Annual Unlinked Trips (UPT)

Service Supplied

61,038 Annual Vehicle Revenue Miles (VRM)

5,763 Annual Vehicle Revenue Hours (VRH)

Summary of Operating Expenses (OE)

\$77,777 Total Operating Expenses

Database Information

NTDID: 8R02-80184

Reporter Type: Rural General Public Transit

Financial Information

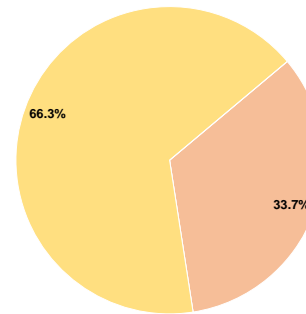
Sources of Operating Funds Expended

Fare Revenues	\$0	0.0%
Local Funds	\$26,185	33.7%
State Funds	\$0	0.0%
Federal Assistance	\$51,592	66.3%
Other Funds	\$0	0.0%
Total Operating Funds Expended	\$77,777	100.0%

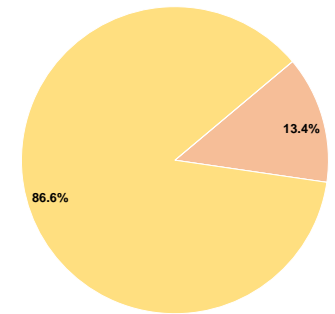
Sources of Capital Funds Expended

Fare Revenues	\$0	0.0%
Local Funds	\$5,050	13.4%
State Funds	\$0	0.0%
Federal Assistance	\$32,585	86.6%
Other Funds	\$0	0.0%
Total Capital Funds Expended	\$37,635	100.0%

Operating Funding Sources



Capital Funding Sources



Modal Characteristics

Operation Characteristics

Vehicles Operated at Maximum Service

Mode	Directly Operated	Purchased Transportation	Operating Expenses	Fare Revenues	Uses of Capital Funds	Annual Unlinked Trips	Annual Vehicle Revenue Miles	Annual Vehicle Revenue Hours
Demand Response	5	-	\$77,777	\$0	\$37,635	4,562	61,038	5,763
Total	5	-	\$77,777	\$0	\$37,635	4,562	61,038	5,763

Performance Measures

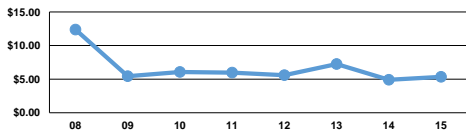
Service Efficiency

Mode	Operating Expenses per Vehicle Revenue Mile	Operating Expenses per Vehicle Revenue Hour
Demand Response	\$1.27	\$13.50
Total	\$1.27	\$13.50

Service Effectiveness

Mode	Operating Expenses per Unlinked Passenger Trip	Unlinked Trips per Vehicle Revenue Mile	Unlinked Trips per Vehicle Revenue Hour
Demand Response	\$17.05	0.1	0.8
Total	\$17.05	0.1	0.8

Operating Expense per Vehicle Revenue Mile: Agency Total



Unlinked Passenger Trips per Vehicle Revenue Mile: Agency Total

