

**General Information**

**Service Consumption**

38,523 Annual Unlinked Trips (UPT)

**Service Supplied**

61,583 Annual Vehicle Revenue Miles (VRM)

3,081 Annual Vehicle Revenue Hours (VRH)

**Summary of Operating Expenses (OE)**

\$288,406 Total Operating Expenses

**Database Information**

NTDID: 8R02-80259

Reporter Type: Rural General Public Transit

**Financial Information**

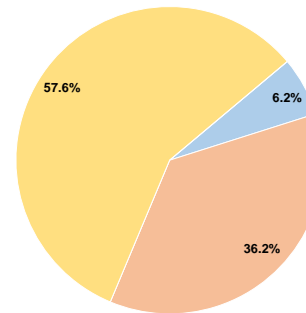
**Sources of Operating Funds Expended**

Fare Revenues	\$17,929	6.2%
Local Funds	\$104,426	36.2%
State Funds	\$0	0.0%
Federal Assistance	\$166,051	57.6%
Other Funds	\$0	0.0%
<b>Total Operating Funds Expended</b>	<b>\$288,406</b>	<b>100.0%</b>

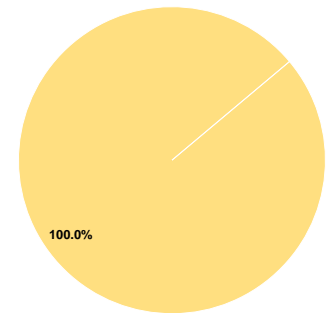
**Sources of Capital Funds Expended**

Fare Revenues	\$0	0.0%
Local Funds	\$0	0.0%
State Funds	\$0	0.0%
Federal Assistance	\$34,740	100.0%
Other Funds	\$0	0.0%
<b>Total Capital Funds Expended</b>	<b>\$34,740</b>	<b>100.0%</b>

**Operating Funding Sources**



**Capital Funding Sources**



**Modal Characteristics**

**Operation Characteristics**

**Vehicles Operated at Maximum Service**

Mode	Directly Operated	Purchased Transportation	Operating Expenses	Fare Revenues	Uses of Capital Funds	Annual Unlinked Trips	Annual Vehicle Revenue Miles	Annual Vehicle Revenue Hours
Demand Response	9	-	\$288,406	\$17,929	\$34,740	38,523	61,583	3,081
<b>Total</b>	<b>9</b>	<b>-</b>	<b>\$288,406</b>	<b>\$17,929</b>	<b>\$34,740</b>	<b>38,523</b>	<b>61,583</b>	<b>3,081</b>

**Performance Measures**

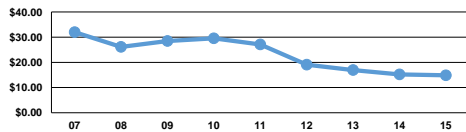
**Service Efficiency**

Mode	Operating Expenses per Vehicle Revenue Mile	Operating Expenses per Vehicle Revenue Hour
Demand Response	\$4.68	\$93.61
<b>Total</b>	<b>\$4.68</b>	<b>\$93.61</b>

**Service Effectiveness**

Mode	Operating Expenses per Unlinked Passenger Trip	Unlinked Trips per Vehicle Revenue Mile	Unlinked Trips per Vehicle Revenue Hour
Demand Response	\$7.49	0.6	12.5
<b>Total</b>	<b>\$7.49</b>	<b>0.6</b>	<b>12.5</b>

Operating Expense per Vehicle Revenue Mile: Agency Total



Unlinked Passenger Trips per Vehicle Revenue Mile: Agency Total

