

General Information

Service Consumption

22,199 Annual Unlinked Trips (UPT)

Service Supplied

181,822 Annual Vehicle Revenue Miles (VRM)
 12,954 Annual Vehicle Revenue Hours (VRH)

Summary of Operating Expenses (OE)

\$796,809 Total Operating Expenses

Database Information

NTDID: 8R03-80238
 Reporter Type: Rural General Public Transit

Financial Information

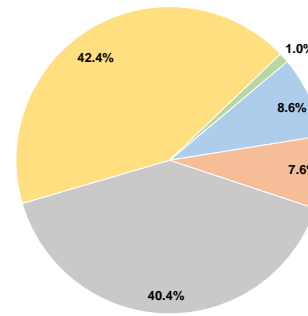
Sources of Operating Funds Expended

Fare Revenues	\$68,419	8.6%
Local Funds	\$60,800	7.6%
State Funds	\$321,527	40.4%
Federal Assistance	\$337,783	42.4%
Other Funds	\$8,280	1.0%
Total Operating Funds Expended	\$796,809	100.0%

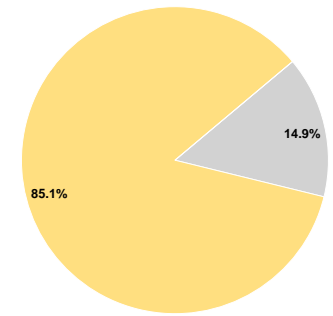
Sources of Capital Funds Expended

Fare Revenues	\$0	0.0%
Local Funds	\$0	0.0%
State Funds	\$17,497	14.9%
Federal Assistance	\$99,558	85.1%
Other Funds	\$0	0.0%
Total Capital Funds Expended	\$117,055	100.0%

Operating Funding Sources



Capital Funding Sources



Modal Characteristics

Operation Characteristics

Vehicles Operated at Maximum Service

Mode	Directly Operated	Purchased Transportation	Operating Expenses	Fare Revenues	Uses of Capital Funds	Annual Unlinked Trips	Annual Vehicle Revenue Miles	Annual Vehicle Revenue Hours
Demand Response	12	-	\$796,809	\$68,419	\$117,055	22,199	181,822	12,954
Total	12	-	\$796,809	\$68,419	\$117,055	22,199	181,822	12,954

Performance Measures

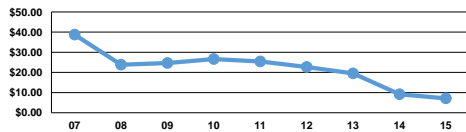
Service Efficiency

Mode	Operating Expenses per Vehicle Revenue Mile	Operating Expenses per Vehicle Revenue Hour
Demand Response	\$4.38	\$61.51
Total	\$4.38	\$61.51

Service Effectiveness

Mode	Operating Expenses per Unlinked Passenger Trip	Unlinked Trips per Vehicle Revenue Mile	Unlinked Trips per Vehicle Revenue Hour
Demand Response	\$35.89	0.1	1.7
Total	\$35.89	0.1	1.7

Operating Expense per Vehicle Revenue Mile: Agency Total



Unlinked Passenger Trips per Vehicle Revenue Mile: Agency Total

