

Nelson County Council On Aging

2015 Annual Agency Profile

General Information

Service Consumption

5,440 Annual Unlinked Trips (UPT)

Service Supplied

52,395 Annual Vehicle Revenue Miles (VRM)
 1,824 Annual Vehicle Revenue Hours (VRH)

Summary of Operating Expenses (OE)

\$134,400 Total Operating Expenses

Database Information

NTDID: 8R03-80250

Reporter Type: Rural General Public Transit

Financial Information

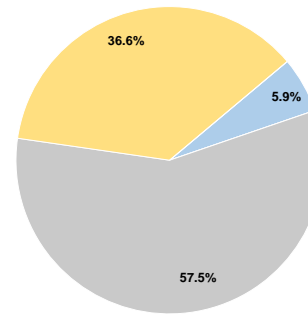
Sources of Operating Funds Expended

Fare Revenues	\$7,871	5.9%
Local Funds	\$0	0.0%
State Funds	\$77,339	57.5%
Federal Assistance	\$49,190	36.6%
Other Funds	\$0	0.0%
Total Operating Funds Expended	\$134,400	100.0%

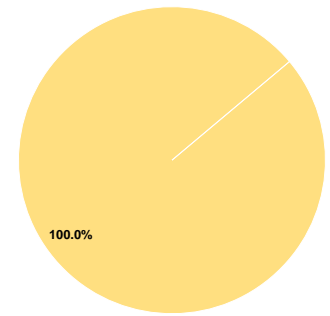
Sources of Capital Funds Expended

Fare Revenues	\$0	0.0%
Local Funds	\$0	0.0%
State Funds	\$0	0.0%
Federal Assistance	\$29,681	100.0%
Other Funds	\$0	0.0%
Total Capital Funds Expended	\$29,681	100.0%

Operating Funding Sources



Capital Funding Sources



Modal Characteristics

Operation Characteristics

Vehicles Operated at Maximum Service

Mode	Directly Operated	Purchased Transportation	Operating Expenses	Fare Revenues	Uses of Capital Funds	Annual Unlinked Trips	Annual Vehicle Revenue Miles	Annual Vehicle Revenue Hours
Demand Response	2	-	\$134,400	\$7,871	\$29,681	5,440	52,395	1,824
Total	2	-	\$134,400	\$7,871	\$29,681	5,440	52,395	1,824

Performance Measures

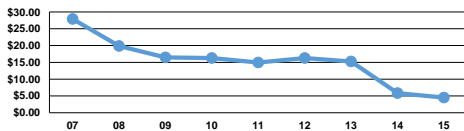
Service Efficiency

Mode	Operating Expenses per Vehicle Revenue Mile	Operating Expenses per Vehicle Revenue Hour
Demand Response	\$2.57	\$73.68
Total	\$2.57	\$73.68

Service Effectiveness

Mode	Operating Expenses per Unlinked Passenger Trip	Unlinked Trips per Vehicle Revenue Mile	Unlinked Trips per Vehicle Revenue Hour
Demand Response	\$24.71	0.1	3.0
Total	\$24.71	0.1	3.0

Operating Expense per Vehicle Revenue Mile: Agency Total



Unlinked Passenger Trips per Vehicle Revenue Mile: Agency Total

