

# Southwest Transportation Services

2015 Annual Agency Profile

## General Information

### Service Consumption

9,754 Annual Unlinked Trips (UPT)

### Service Supplied

80,670 Annual Vehicle Revenue Miles (VRM)  
5,938 Annual Vehicle Revenue Hours (VRH)

### Summary of Operating Expenses (OE)

\$317,838 Total Operating Expenses

### Database Information

NTDID: 8R03-80268

Reporter Type: Rural General Public Transit

## Financial Information

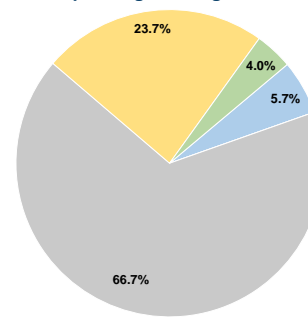
### Sources of Operating Funds Expended

Fare Revenues	\$18,146	5.7%
Local Funds	\$0	0.0%
State Funds	\$211,891	66.7%
Federal Assistance	\$75,178	23.7%
Other Funds	\$12,623	4.0%
<b>Total Operating Funds Expended</b>	<b>\$317,838</b>	<b>100.0%</b>

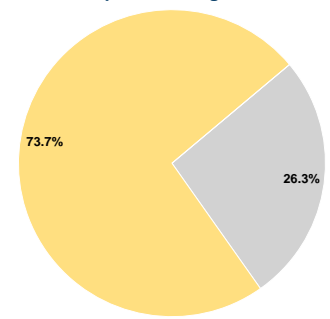
### Sources of Capital Funds Expended

Fare Revenues	\$0	0.0%
Local Funds	\$0	0.0%
State Funds	\$16,118	26.3%
Federal Assistance	\$45,107	73.7%
Other Funds	\$0	0.0%
<b>Total Capital Funds Expended</b>	<b>\$61,225</b>	<b>100.0%</b>

### Operating Funding Sources



### Capital Funding Sources



## Modal Characteristics

### Operation Characteristics

#### Vehicles Operated at Maximum Service

Mode	Directly Operated	Purchased Transportation	Operating Expenses	Fare Revenues	Uses of Capital Funds	Annual Unlinked Trips	Annual Vehicle Revenue Miles	Annual Vehicle Revenue Hours
Demand Response	6	-	\$317,838	\$18,146	\$61,225	9,754	80,670	5,938
<b>Total</b>	<b>6</b>	<b>-</b>	<b>\$317,838</b>	<b>\$18,146</b>	<b>\$61,225</b>	<b>9,754</b>	<b>80,670</b>	<b>5,938</b>

### Performance Measures

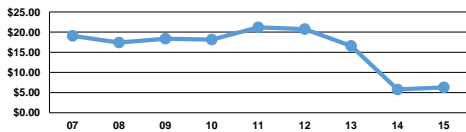
#### Service Efficiency

Mode	Operating Expenses per Vehicle Revenue Mile	Operating Expenses per Vehicle Revenue Hour
Demand Response	\$3.94	\$53.53
<b>Total</b>	<b>\$3.94</b>	<b>\$53.53</b>

#### Service Effectiveness

Mode	Operating Expenses per Unlinked Passenger Trip	Unlinked Trips per Vehicle Revenue Mile	Unlinked Trips per Vehicle Revenue Hour
Demand Response	\$32.59	0.1	1.6
<b>Total</b>	<b>\$32.59</b>	<b>0.1</b>	<b>1.6</b>

Operating Expense per Vehicle Revenue Mile: Agency Total



Unlinked Passenger Trips per Vehicle Revenue Mile: Agency Total

