

**General Information**

**Service Consumption**

739,628 Annual Unlinked Trips (UPT)

**Service Supplied**

403,741 Annual Vehicle Revenue Miles (VRM)  
 54,426 Annual Vehicle Revenue Hours (VRH)

**Summary of Operating Expenses (OE)**

\$1,706,135 Total Operating Expenses

**Database Information**

NTDID: 8R05-80140  
 Reporter Type: Rural General Public Transit

**Financial Information**

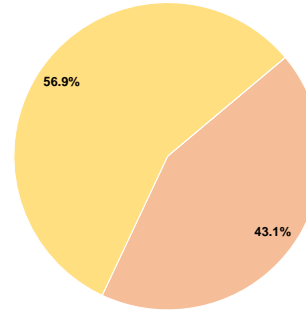
**Sources of Operating Funds Expended**

Fare Revenues	\$0	0.0%
Local Funds	\$735,459	43.1%
State Funds	\$0	0.0%
Federal Assistance	\$970,675	56.9%
Other Funds	\$0	0.0%
<b>Total Operating Funds Expended</b>	<b>\$1,706,134</b>	<b>100.0%</b>

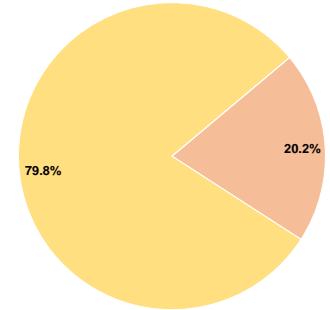
**Sources of Capital Funds Expended**

Fare Revenues	\$0	0.0%
Local Funds	\$47,223	20.2%
State Funds	\$0	0.0%
Federal Assistance	\$186,189	79.8%
Other Funds	\$0	0.0%
<b>Total Capital Funds Expended</b>	<b>\$233,412</b>	<b>100.0%</b>

**Operating Funding Sources**



**Capital Funding Sources**



**Modal Characteristics**

**Operation Characteristics**

**Vehicles Operated at Maximum Service**

Mode	Directly Operated	Purchased Transportation	Operating Expenses	Fare Revenues	Uses of Capital Funds	Annual Unlinked Trips	Annual Vehicle Revenue Miles	Annual Vehicle Revenue Hours
Bus	17	-	\$1,258,716	\$0	\$129,713	673,179	285,708	38,145
Demand Response	7	-	\$447,419	\$0	\$103,699	66,449	118,033	16,281
<b>Total</b>	<b>24</b>	<b>-</b>	<b>\$1,706,135</b>	<b>\$0</b>	<b>\$233,412</b>	<b>739,628</b>	<b>403,741</b>	<b>54,426</b>

**Performance Measures**

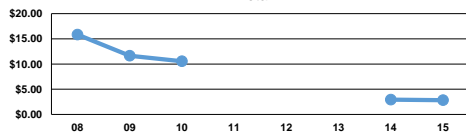
**Service Efficiency**

Mode	Operating Expenses per Vehicle Revenue Mile	Operating Expenses per Vehicle Revenue Hour
Bus	\$4.41	\$33.00
Demand Response	\$3.79	\$27.48
<b>Total</b>	<b>\$4.23</b>	<b>\$31.35</b>

**Service Effectiveness**

Mode	Operating Expenses per Unlinked Passenger Trip	Unlinked Trips per Vehicle Revenue Mile	Unlinked Trips per Vehicle Revenue Hour
Bus	\$1.87	2.4	17.6
Demand Response	\$6.73	0.6	4.1
<b>Total</b>	<b>\$2.31</b>	<b>1.8</b>	<b>13.6</b>

Operating Expense per Vehicle Revenue Mile: Agency Total



Unlinked Passenger Trips per Vehicle Revenue Mile: Agency Total

