

**General Information**

**Urbanized Area Statistics - 2010 Census**  
 23 Las Vegas-Henderson, NV  
 417 **Square Miles**  
 1,886,011 **Population**  
 23 **Pop. Rank out of 498 UZAs**  
**Other UZAs Served**  
 0 Nevada Non-UZA

**Service Consumption**  
 257,393,053 **Annual Passenger Miles (PMT)**  
 66,856,889 **Annual Unlinked Trips (UPT)**  
 198,121 **Average Weekday Unlinked Trips**  
 166,012 **Average Saturday Unlinked Trips**  
 134,366 **Average Sunday Unlinked Trips**

**Database Information**  
 NTDID: 90045  
 Reporter Type: Full Reporter

**Service Area Statistics**  
 280 **Square Miles**  
 2,008,655 **Population**

**Service Supplied**  
 25,477,371 **Annual Vehicle Revenue Miles (VRM)**  
 2,090,555 **Annual Vehicle Revenue Hours (VRH)**  
 660 **Vehicles Operated in Maximum Service (VOMS)**  
 1,038 **Vehicles Available for Maximum Service (VAMS)**

**Modal Characteristics**

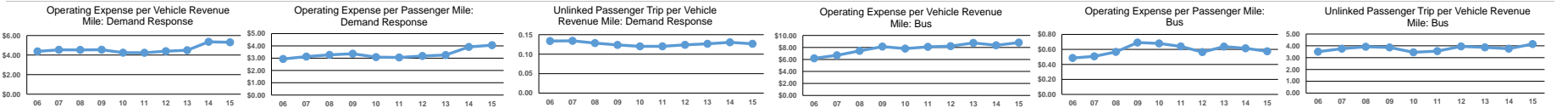
Modal Overview	Vehicles Operated in Maximum Service		Uses of Capital Funds					Total	
	Directly Operated	Purchased Transportation	Revenue Vehicles	Systems and Guideways		Facilities and Stations			Other
Bus	-	300	\$258,148	\$2,269,610	\$8,785,277	\$24,269,437	\$35,582,472		
Bus Rapid Transit	-	33	\$0	\$0	\$0	\$0	\$0		
Demand Response	-	327	\$11,344,429	\$0	\$0	\$0	\$11,344,429		
<b>Total</b>	-	<b>660</b>	<b>\$11,602,577</b>	<b>\$2,269,610</b>	<b>\$8,785,277</b>	<b>\$24,269,437</b>	<b>\$46,926,901</b>		

**Operation Characteristics**

Mode	Operating Expenses	Fare Revenues	Uses of Capital Funds	Annual Passenger Miles	Annual Unlinked Trips	Annual Vehicle Revenue Miles	Annual Vehicle Revenue Hours	Fixed Guideway			Percent Spare Vehicles	Average Fleet Age in Years <sup>1</sup>
								Directional Route Miles	Vehicles Available for Maximum Service	Vehicles Operated in Maximum Service		
Bus	\$130,243,171	\$67,746,188	\$35,582,472	226,507,193	61,397,287	14,787,743	1,338,279	23.2	392	300	23.5%	7.0
Bus Rapid Transit	\$8,583,591	\$3,699,178	\$0	18,167,193	4,229,237	968,708	120,405	41.6	256	33	87.1%	6.9
Demand Response	\$51,585,730	\$2,573,551	\$11,344,429	12,718,667	1,230,365	9,720,920	631,871	0.0	390	327	16.2%	2.6
<b>Total</b>	<b>\$190,412,492</b>	<b>\$74,018,917</b>	<b>\$46,926,901</b>	<b>257,393,053</b>	<b>66,856,889</b>	<b>25,477,371</b>	<b>2,090,555</b>	<b>64.8</b>	<b>1,038</b>	<b>660</b>	<b>36.4%</b>	

**Performance Measures**

Mode	Service Efficiency			Service Effectiveness			
	Operating Expenses per Vehicle Revenue Mile	Operating Expenses per Vehicle Revenue Hour	Mode	Operating Expenses per Passenger Mile	Operating Expenses per Unlinked Passenger Trip	Unlinked Trips per Vehicle Revenue Mile	Unlinked Trips per Vehicle Revenue Hour
Bus	\$8.81	\$97.32	Bus	\$0.58	\$2.12	4.2	45.9
Bus Rapid Transit	\$8.86	\$71.29	Bus Rapid Transit	\$0.47	\$2.03	4.4	35.1
Demand Response	\$5.31	\$81.64	Demand Response	\$4.06	\$41.93	0.1	1.9
<b>Total</b>	<b>\$7.47</b>	<b>\$91.08</b>	<b>Total</b>	<b>\$0.74</b>	<b>\$2.85</b>	<b>2.6</b>	<b>32.0</b>



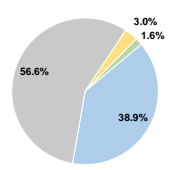
**Notes:**  
<sup>1</sup>Demand Response - Taxi (DT) and non-dedicated fleets do not report fleet age data.

**Financial Information**

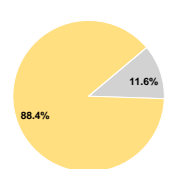
**Sources of Operating Funds Expended**  
 Fare Revenues \$74,018,917 38.9%  
 Local Funds \$0 0.0%  
 State Funds \$107,795,148 56.6%  
 Federal Assistance \$5,624,679 3.0%  
 Other Funds \$2,973,745 1.6%  
**Total Operating Funds Expended \$190,412,489 100.0%**

**Sources of Capital Funds Expended**  
 Fare Revenues \$0 0.0%  
 Local Funds \$0 0.0%  
 State Funds \$5,460,188 11.6%  
 Federal Assistance \$41,466,713 88.4%  
 Other Funds \$0 0.0%  
**Total Capital Funds Expended \$46,926,901 100.0%**

**Operating Funding Sources**



**Capital Funding Sources**



**Summary of Operating Expenses (OE)**

Salary, Wages, Benefits \$47,812,840 25.1%  
 Materials and Supplies \$13,633,214 7.2%  
 Purchased Transportation \$126,162,936 66.3%  
 Other Operating Expenses \$2,803,602 1.5%  
**Total Operating Expenses \$190,412,492 100.0%**  
 Reconciling OE Cash Expenditures  
 Purchased Transportation  
 (Reported Separately)