

General Information

Urbanized Area (UZA) Statistics - 2010 Census

22 Riverside-San Bernardino, CA
 545 **Square Miles**
 1,932,666 **Population**
 22 **Pop. Rank out of 498 UZAs**

Service Area Statistics

41 **Square Miles**
 160,000 **Population**

Service Consumption

234,318 **Annual Unlinked Trips (UPT)**

Service Supplied

399,234 **Annual Vehicle Revenue Miles (VRM)**
 31,666 **Annual Vehicle Revenue Hours (VRH)**

Database Information

NTDID: 90052

Reporter Type: Reduced Reporter

Financial Information

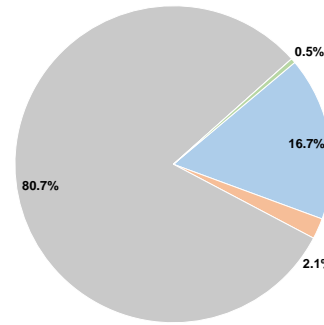
Sources of Operating Funds Expended

Fare Revenues	\$363,187	16.7%
Local Funds	\$45,987	2.1%
State Funds	\$1,752,620	80.7%
Federal Assistance	\$0	0.0%
Other Funds	\$10,426	0.5%
Total Operating Funds Expended	\$2,172,220	100.0%

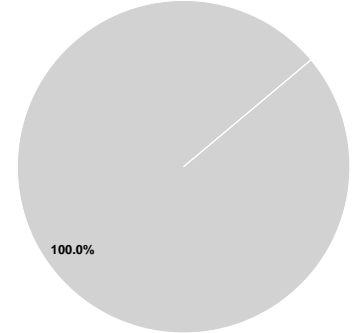
Sources of Capital Funds Expended

Fare Revenues	\$0	0.0%
Local Funds	\$0	0.0%
State Funds	\$230,387	100.0%
Federal Assistance	\$0	0.0%
Other Funds	\$0	0.0%
Total Capital Funds Expended	\$230,387	100.0%

Operating Funding Sources



Capital Funding Sources



Modal Characteristics

Operation Characteristics

Vehicles Operated at Maximum Service

Mode	Directly Operated	Purchased Transportation	Operating Expenses	Fare Revenues	Uses of Capital Funds	Annual Unlinked Trips	Annual Vehicle Revenue Miles	Annual Vehicle Revenue Hours	Average Fleet Age in Years ¹
Bus	-	5	\$992,815	\$171,810	\$87,161	168,303	172,903	14,671	5.2
Demand Response	-	9	\$1,179,405	\$191,377	\$143,226	66,015	226,331	16,995	3.8
Total	-	14	\$2,172,220	\$363,187	\$230,387	234,318	399,234	31,666	

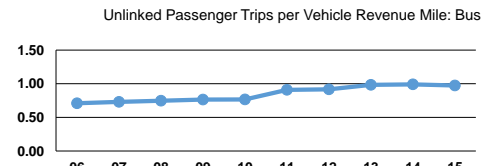
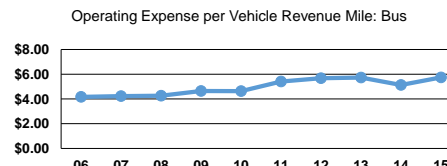
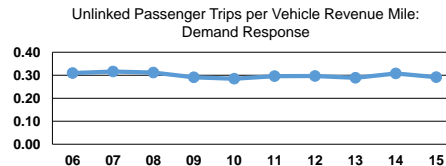
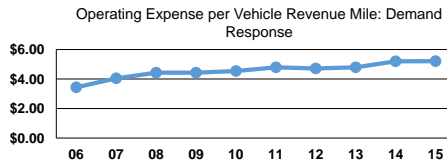
Performance Measures

Service Efficiency

Mode	Operating Expenses per Vehicle Revenue Mile	Operating Expenses per Vehicle Revenue Hour
Bus	\$5.74	\$67.67
Demand Response	\$5.21	\$69.40
Total	\$5.44	\$68.60

Service Effectiveness

Mode	Operating Expenses per Unlinked Passenger Trip	Unlinked Trips per Vehicle Revenue Mile	Unlinked Trips per Vehicle Revenue Hour
Bus	\$5.90	1.0	11.5
Demand Response	\$17.87	0.3	3.9
Total	\$9.27	0.6	7.4



Notes:

¹Demand Response - Taxi (DT) and non-dedicated fleets do not report fleet age data.