

General Information

Urbanized Area (UZA) Statistics - 2010 Census

362 Madera, CA
 22 Square Miles
 78,413 Population
 362 Pop. Rank out of 498 UZAs

Other UZAs Served

0 California Non-UZA

Service Area Statistics

12 Square Miles
 62,514 Population

Service Consumption

171,998 Annual Unlinked Trips (UPT)

Service Supplied

350,303 Annual Vehicle Revenue Miles (VRM)
 24,595 Annual Vehicle Revenue Hours (VRH)

Database Information

NTDID: 90199

Reporter Type: Reduced Reporter

Financial Information

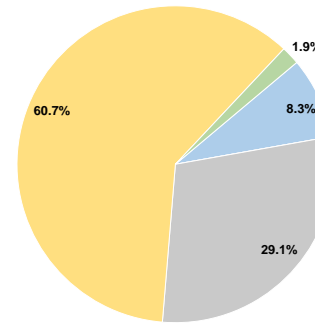
Sources of Operating Funds Expended

Fare Revenues	\$121,694	8.3%
Local Funds	\$0	0.0%
State Funds	\$426,076	29.1%
Federal Assistance	\$888,435	60.7%
Other Funds	\$27,528	1.9%
Total Operating Funds Expended	\$1,463,733	100.0%

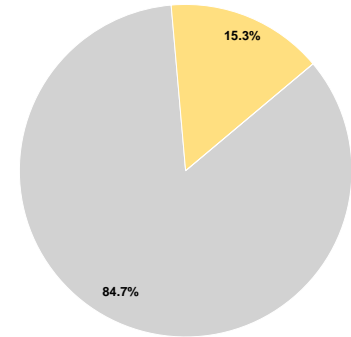
Sources of Capital Funds Expended

Fare Revenues	\$0	0.0%
Local Funds	\$0	0.0%
State Funds	\$36,162	84.7%
Federal Assistance	\$6,520	15.3%
Other Funds	\$0	0.0%
Total Capital Funds Expended	\$42,682	100.0%

Operating Funding Sources



Capital Funding Sources



Modal Characteristics

Operation Characteristics

Vehicles Operated at Maximum Service

Mode	Directly Operated	Purchased Transportation	Operating Expenses	Fare Revenues	Uses of Capital Funds	Annual Unlinked Trips	Annual Vehicle Revenue Miles	Annual Vehicle Revenue Hours	Average Fleet Age in Years ¹
Bus	-	6	\$712,624	\$91,262	\$42,682	131,493	163,507	12,575	5.5
Demand Response	-	7	\$751,109	\$30,432	\$0	40,505	186,796	12,020	3.4
Total	-	13	\$1,463,733	\$121,694	\$42,682	171,998	350,303	24,595	

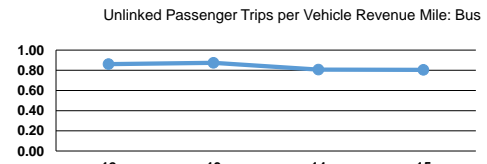
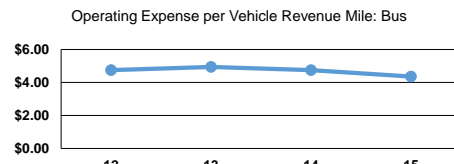
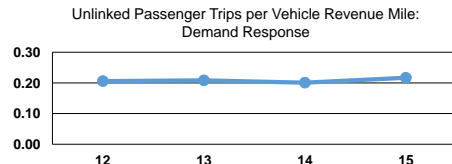
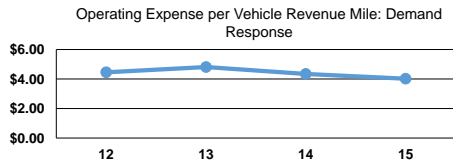
Performance Measures

Service Efficiency

Mode	Operating Expenses per Vehicle Revenue Mile	Operating Expenses per Vehicle Revenue Hour
Bus	\$4.36	\$56.67
Demand Response	\$4.02	\$62.49
Total	\$4.18	\$59.51

Service Effectiveness

Mode	Operating Expenses per Unlinked Passenger Trip	Unlinked Trips per Vehicle Revenue Mile	Unlinked Trips per Vehicle Revenue Hour
Bus	\$5.42	0.8	10.5
Demand Response	\$18.54	0.2	3.4
Total	\$8.51	0.5	7.0



Notes:

¹Demand Response - Taxi (DT) and non-dedicated fleets do not report fleet age data.

*This agency has a purchased transportation relationship in which they buy service from Madera County (NTDID: 91005), and in which the data are captured in this report for mode MB/PT.

*This agency has a purchased transportation relationship in which they buy service from Madera County (NTDID: 91005), and in which the data are captured in this report for mode DR/PT.