

General Information

Urbanized Area (UZA) Statistics - 2010 Census

345 Manteca, CA
 22 Square Miles
 83,578 Population
 345 Pop. Rank out of 498 UZAs

Other UZAs Served

102 Stockton, CA

Service Area Statistics

21 Square Miles
 73,787 Population

Service Consumption

73,001 Annual Unlinked Trips (UPT)

Service Supplied

180,446 Annual Vehicle Revenue Miles (VRM)
 14,624 Annual Vehicle Revenue Hours (VRH)

Database Information

NTDID: 90217

Reporter Type: Reduced Reporter

Financial Information

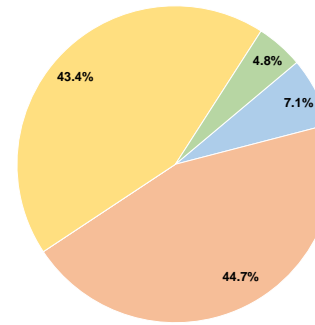
Sources of Operating Funds Expended

Fare Revenues	\$60,847	7.1%
Local Funds	\$385,117	44.7%
State Funds	\$0	0.0%
Federal Assistance	\$373,575	43.4%
Other Funds	\$41,263	4.8%
Total Operating Funds Expended	\$860,802	100.0%

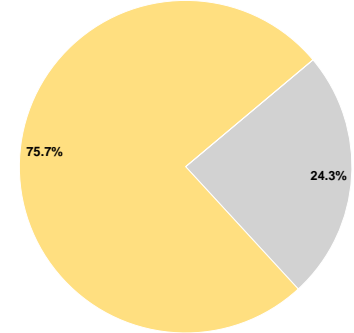
Sources of Capital Funds Expended

Fare Revenues	\$0	0.0%
Local Funds	\$0	0.0%
State Funds	\$35,495	24.3%
Federal Assistance	\$110,778	75.7%
Other Funds	\$0	0.0%
Total Capital Funds Expended	\$146,273	100.0%

Operating Funding Sources



Capital Funding Sources



Modal Characteristics

Operation Characteristics

Vehicles Operated at Maximum Service

Mode	Directly Operated	Purchased Transportation	Operating Expenses	Fare Revenues	Uses of Capital Funds	Annual Unlinked Trips	Annual Vehicle Revenue Miles	Annual Vehicle Revenue Hours	Average Fleet Age in Years ¹
Bus	-	4	\$516,481	\$32,243	\$146,273	57,098	131,419	9,948	4.0
Demand Response	-	3	\$344,321	\$28,604	\$0	15,903	49,027	4,676	4.7
Total	-	7	\$860,802	\$60,847	\$146,273	73,001	180,446	14,624	

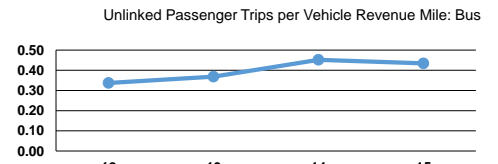
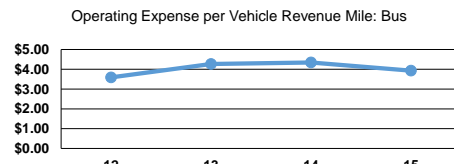
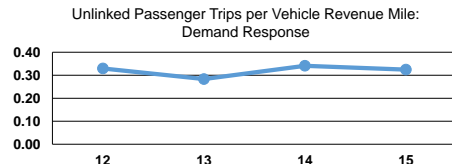
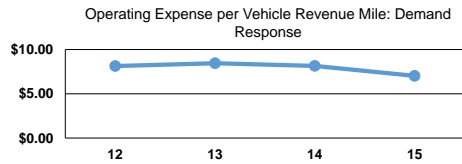
Performance Measures

Service Efficiency

Mode	Operating Expenses per Vehicle Revenue Mile	Operating Expenses per Vehicle Revenue Hour
Bus	\$3.93	\$51.92
Demand Response	\$7.02	\$73.64
Total	\$4.77	\$58.86

Service Effectiveness

Mode	Operating Expenses per Unlinked Passenger Trip	Unlinked Trips per Vehicle Revenue Mile	Unlinked Trips per Vehicle Revenue Hour
Bus	\$9.05	0.4	5.7
Demand Response	\$21.65	0.3	3.4
Total	\$11.79	0.4	5.0



Notes:

¹Demand Response - Taxi (DT) and non-dedicated fleets do not report fleet age data.