

General Information

Urbanized Area (UZA) Statistics - 2010 Census

28 Sacramento, CA
 471 Square Miles
 1,723,634 Population
 28 Pop. Rank out of 498 UZAs

Service Area Statistics

24 Square Miles
 72,203 Population

Service Consumption

91,930 Annual Unlinked Trips (UPT)

Service Supplied

184,396 Annual Vehicle Revenue Miles (VRM)
 12,728 Annual Vehicle Revenue Hours (VRH)

Database Information

NTDID: 90220

Reporter Type: Reduced Reporter

Financial Information

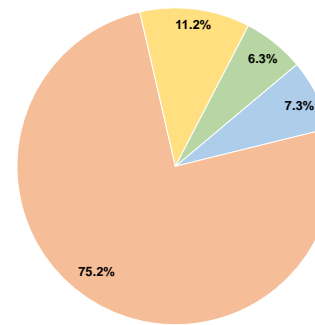
Sources of Operating Funds Expended

Fare Revenues	\$153,027	7.3%
Local Funds	\$1,585,664	75.2%
State Funds	\$0	0.0%
Federal Assistance	\$236,532	11.2%
Other Funds	\$132,063	6.3%
Total Operating Funds Expended	\$2,107,286	100.0%

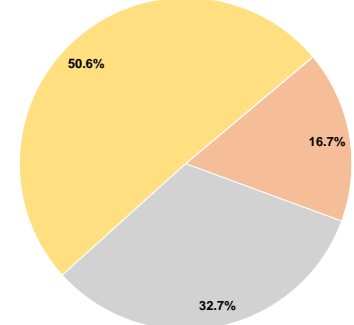
Sources of Capital Funds Expended

Fare Revenues	\$0	0.0%
Local Funds	\$254,358	16.7%
State Funds	\$497,500	32.7%
Federal Assistance	\$769,217	50.6%
Other Funds	\$0	0.0%
Total Capital Funds Expended	\$1,521,075	100.0%

Operating Funding Sources



Capital Funding Sources



Modal Characteristics

Operation Characteristics

Vehicles Operated at Maximum Service

Mode	Directly Operated	Purchased Transportation	Operating Expenses	Fare Revenues	Uses of Capital Funds	Annual Unlinked Trips	Annual Vehicle Revenue Miles	Annual Vehicle Revenue Hours	Average Fleet Age in Years ¹
Bus	4	-	\$1,194,667	\$112,791	\$937,986	79,263	135,289	8,608	0.0
Demand Response	6	-	\$544,023	\$40,236	\$583,089	12,667	49,107	4,120	1.0
Total	10	-	\$1,738,690	\$153,027	\$1,521,075	91,930	184,396	12,728	

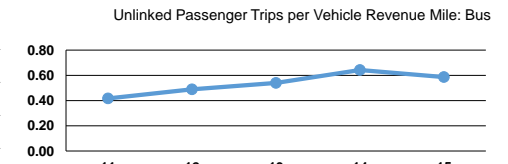
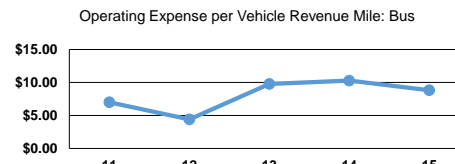
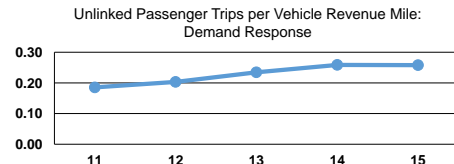
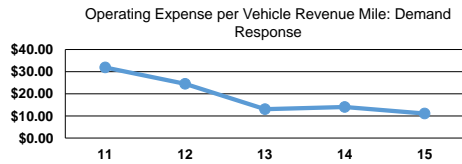
Performance Measures

Service Efficiency

Mode	Operating Expenses per Vehicle Revenue Mile	Operating Expenses per Vehicle Revenue Hour
Bus	\$8.83	\$138.79
Demand Response	\$11.08	\$132.04
Total	\$9.43	\$136.60

Service Effectiveness

Mode	Operating Expenses per Unlinked Passenger Trip	Unlinked Trips per Vehicle Revenue Mile	Unlinked Trips per Vehicle Revenue Hour
Bus	\$15.07	0.6	9.2
Demand Response	\$42.95	0.3	3.1
Total	\$18.91	0.5	7.2



Notes:

¹Demand Response - Taxi (DT) and non-dedicated fleets do not report fleet age data.