

**General Information**

**Federally Recognized Tribal Statistical Areas**  
 274 Susanville Indian Rancheria and Off-Reservation Trust Land, CA

**Service Consumption**  
 1,251 Annual Unlinked Trips (UPT)

**Service Supplied**  
 129,961 Annual Vehicle Revenue Miles (VRM)  
 4,088 Annual Vehicle Revenue Hours (VRH)

**Database Information**  
 NTDID: 99256  
 Reporter Type: Tribal Reporter

**Financial Information**

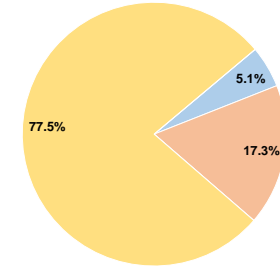
**Sources of Operating Funds Expended**

Fare Revenues	\$13,916	5.1%
Local Funds	\$47,128	17.3%
State Funds	\$0	0.0%
Federal Assistance	\$210,636	77.5%
Other Funds	\$0	0.0%
<b>Total Operating Funds Expended</b>	<b>\$271,680</b>	<b>100.0%</b>

**Sources of Capital Funds Expended**

Fare Revenues	\$0
Local Funds	\$0
State Funds	\$0
Federal Assistance	\$0
Other Funds	\$0
<b>Total Capital Funds Expended</b>	<b>\$0</b>

**Operating Funding Sources**



**Modal Characteristics**

**Operation Characteristics**

**Vehicles Operated at Maximum Service**

Mode	Directly Operated	Purchased Transportation	Operating Expenses	Fare Revenues	Uses of Capital Funds	Annual Unlinked Trips	Annual Vehicle Revenue Miles	Annual Vehicle Revenue Hours	Average Fleet Age in Years <sup>1</sup>
Bus	3	-	\$265,459	\$13,597	\$0	1,235	127,384	4,029	2.0
Demand Response	1	-	\$6,221	\$319	\$0	16	2,577	59	4.0
<b>Total</b>	<b>4</b>	<b>-</b>	<b>\$271,680</b>	<b>\$13,916</b>	<b>\$0</b>	<b>1,251</b>	<b>129,961</b>	<b>4,088</b>	

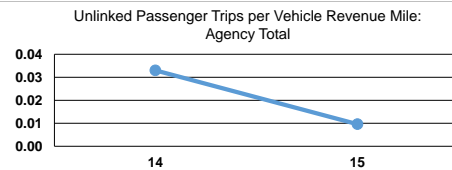
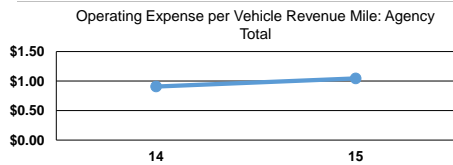
**Performance Measures**

**Service Efficiency**

Mode	Operating Expenses per Vehicle Revenue Mile	Operating Expenses per Vehicle Revenue Hour
Bus	\$2.08	\$65.89
Demand Response	\$2.41	\$105.44
<b>Total</b>	<b>\$2.09</b>	<b>\$66.46</b>

**Service Effectiveness**

Mode	Operating Expenses per Unlinked Passenger Trip	Unlinked Trips per Vehicle Revenue Mile	Unlinked Trips per Vehicle Revenue Hour
Bus	\$214.95	0.0	0.3
Demand Response	\$388.81	0.0	0.3
<b>Total</b>	<b>\$217.17</b>	<b>0.0</b>	<b>0.3</b>



**Notes:**

<sup>1</sup>Demand Response - Taxi (DT) and non-dedicated fleets do not report fleet age data.