

San Carlos Apache Tribe

2015 Annual Agency Profile

PO Box 871
Peridot, AZ 85542

Compliance Officer: Mrs. Patricia McBrayer
928-475-5011

General Information

Federally Recognized Tribal Statistical Areas

234 San Carlos Reservation, AZ

Service Consumption

74,280 Annual Unlinked Trips (UPT)

Service Supplied

532,978 Annual Vehicle Revenue Miles (VRM)
19,670 Annual Vehicle Revenue Hours (VRH)

Database Information

NTDID: 99286

Reporter Type: Tribal Reporter

Financial Information

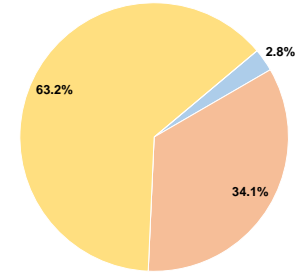
Sources of Operating Funds Expended

Fare Revenues	\$26,905	2.8%
Local Funds	\$332,843	34.1%
State Funds	\$0	0.0%
Federal Assistance	\$617,383	63.2%
Other Funds	\$0	0.0%
Total Operating Funds Expended	\$977,131	100.0%

Sources of Capital Funds Expended

Fare Revenues	\$0
Local Funds	\$0
State Funds	\$0
Federal Assistance	\$0
Other Funds	\$0
Total Capital Funds Expended	\$0

Operating Funding Sources



Modal Characteristics

Operation Characteristics

Vehicles Operated at Maximum Service

Mode	Directly Operated	Purchased Transportation	Operating Expenses	Fare Revenues	Uses of Capital Funds	Annual Unlinked Trips	Annual Vehicle Revenue Miles	Annual Vehicle Revenue Hours	Average Fleet Age in Years ¹
Bus	9	-	\$977,131	\$26,905	\$0	74,280	532,978	19,670	5.1
Total	9	-	\$977,131	\$26,905	\$0	74,280	532,978	19,670	

Performance Measures

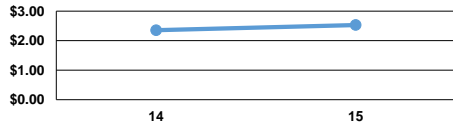
Service Efficiency

Mode	Operating Expenses per Vehicle Revenue Mile	Operating Expenses per Vehicle Revenue Hour
Bus	\$1.83	\$49.68
Total	\$1.83	\$49.68


Service Effectiveness

Mode	Operating Expenses per Unlinked Passenger Trip	Unlinked Trips per Vehicle Revenue Mile	Unlinked Trips per Vehicle Revenue Hour
Bus	\$13.15	0.1	3.8
Total	\$13.15	0.1	3.8

Operating Expense per Vehicle Revenue Mile: Agency Total



Unlinked Passenger Trips per Vehicle Revenue Mile: Agency Total



Notes:

¹Demand Response - Taxi (DT) and non-dedicated fleets do not report fleet age data.