

General Information

Federally Recognized Tribal Statistical Areas

40 Chemehuevi Reservation, CA

Service Consumption

399,957 Annual Unlinked Trips (UPT)

Service Supplied

38,112 Annual Vehicle Revenue Miles (VRM)
 6,136 Annual Vehicle Revenue Hours (VRH)

Database Information

NTDID: 99316

Reporter Type: Tribal Reporter

Financial Information

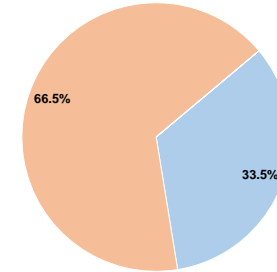
Sources of Operating Funds Expended

Fare Revenues	\$224,594	33.5%
Local Funds	\$444,843	66.5%
State Funds	\$0	0.0%
Federal Assistance	\$0	0.0%
Other Funds	\$0	0.0%
Total Operating Funds Expended	\$669,437	100.0%

Sources of Capital Funds Expended

Fare Revenues	\$0
Local Funds	\$0
State Funds	\$0
Federal Assistance	\$0
Other Funds	\$0
Total Capital Funds Expended	\$0

Operating Funding Sources



Modal Characteristics

Operation Characteristics

Vehicles Operated at Maximum Service

Mode	Directly Operated	Purchased Transportation	Operating Expenses	Fare Revenues	Uses of Capital Funds	Annual Unlinked Trips	Annual Vehicle Revenue Miles	Annual Vehicle Revenue Hours	Average Fleet Age in Years ¹
Ferryboat	2	-	\$669,437	\$224,594	\$0	399,957	38,112	6,136	11.5
Total	2	-	\$669,437	\$224,594	\$0	399,957	38,112	6,136	

Performance Measures

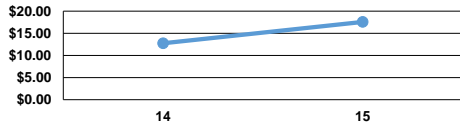
Service Efficiency

Mode	Operating Expenses per Vehicle Revenue Mile	Operating Expenses per Vehicle Revenue Hour
Ferryboat	\$17.56	\$109.10
Total	\$17.56	\$109.10


Service Effectiveness

Mode	Operating Expenses per Unlinked Passenger Trip	Unlinked Trips per Vehicle Revenue Mile	Unlinked Trips per Vehicle Revenue Hour
Ferryboat	\$1.67	10.5	65.2
Total	\$1.67	10.5	65.2

Operating Expense per Vehicle Revenue Mile: Agency Total



Unlinked Passenger Trips per Vehicle Revenue Mile: Agency Total



Notes:

¹Demand Response - Taxi (DT) and non-dedicated fleets do not report fleet age data.