

**General Information**

**Federally Recognized Tribal Statistical Areas**  
 177 North Fork Rancheria and Off-Reservation Trust Land, CA

**Service Consumption**  
 4,040 Annual Unlinked Trips (UPT)

**Service Supplied**  
 65,226 Annual Vehicle Revenue Miles (VRM)  
 3,207 Annual Vehicle Revenue Hours (VRH)

**Database Information**  
 NTDID: 99364  
 Reporter Type: Tribal Reporter

**Financial Information**

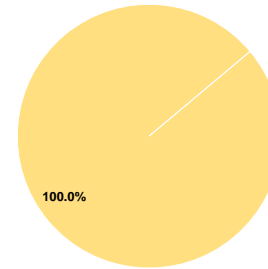
**Sources of Operating Funds Expended**

Fare Revenues	\$0	0.0%
Local Funds	\$0	0.0%
State Funds	\$0	0.0%
Federal Assistance	\$175,326	100.0%
Other Funds	\$0	0.0%
<b>Total Operating Funds Expended</b>	<b>\$175,326</b>	<b>100.0%</b>

**Sources of Capital Funds Expended**

Fare Revenues	\$0
Local Funds	\$0
State Funds	\$0
Federal Assistance	\$0
Other Funds	\$0
<b>Total Capital Funds Expended</b>	<b>\$0</b>

**Operating Funding Sources**



**Modal Characteristics**

**Operation Characteristics**

**Vehicles Operated at Maximum Service**

Mode	Directly Operated	Purchased Transportation	Operating Expenses	Fare Revenues	Uses of Capital Funds	Annual Unlinked Trips	Annual Vehicle Revenue Miles	Annual Vehicle Revenue Hours	Average Fleet Age in Years <sup>1</sup>
Demand Response	3	-	\$175,326	\$0	\$0	4,040	65,226	3,207	2.3
<b>Total</b>	<b>3</b>	<b>-</b>	<b>\$175,326</b>	<b>\$0</b>	<b>\$0</b>	<b>4,040</b>	<b>65,226</b>	<b>3,207</b>	

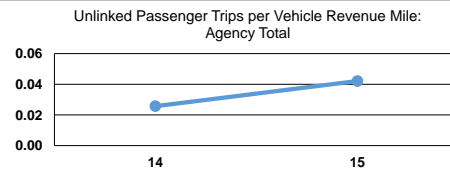
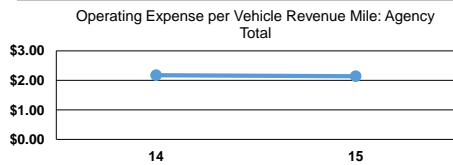
**Performance Measures**

**Service Efficiency**

Mode	Operating Expenses per Vehicle Revenue Mile	Operating Expenses per Vehicle Revenue Hour
Demand Response	\$2.69	\$54.67
<b>Total</b>	<b>\$2.69</b>	<b>\$54.67</b>

**Service Effectiveness**

Mode	Operating Expenses per Unlinked Passenger Trip	Unlinked Trips per Vehicle Revenue Mile	Unlinked Trips per Vehicle Revenue Hour
Demand Response	\$43.40	0.1	1.3
<b>Total</b>	<b>\$43.40</b>	<b>0.1</b>	<b>1.3</b>



**Notes:**

<sup>1</sup>Demand Response - Taxi (DT) and non-dedicated fleets do not report fleet age data.