

## General Information

### Service Consumption

192,499 Annual Unlinked Trips (UPT)

### Service Supplied

260,422 Annual Vehicle Revenue Miles (VRM)

10,536 Annual Vehicle Revenue Hours (VRH)

### Summary of Operating Expenses (OE)

\$665,607 Total Operating Expenses

### Database Information

NTDID: 9R01-91001

Reporter Type: Rural General Public Transit

## Financial Information

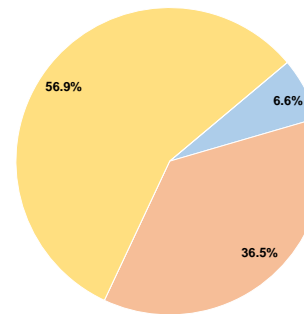
### Sources of Operating Funds Expended

Fare Revenues	\$43,906	6.6%
Local Funds	\$242,922	36.5%
State Funds	\$0	0.0%
Federal Assistance	\$378,779	56.9%
Other Funds	\$0	0.0%
<b>Total Operating Funds Expended</b>	<b>\$665,607</b>	<b>100.0%</b>

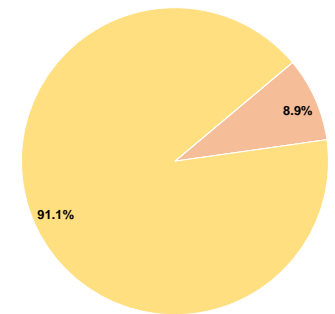
### Sources of Capital Funds Expended

Fare Revenues	\$0	0.0%
Local Funds	\$51,981	8.9%
State Funds	\$0	0.0%
Federal Assistance	\$533,458	91.1%
Other Funds	\$0	0.0%
<b>Total Capital Funds Expended</b>	<b>\$585,439</b>	<b>100.0%</b>

### Operating Funding Sources



### Capital Funding Sources



## Modal Characteristics

### Operation Characteristics

#### Vehicles Operated at Maximum Service

Mode	Directly Operated	Purchased Transportation	Operating Expenses	Fare Revenues	Uses of Capital Funds	Annual Unlinked Trips	Annual Vehicle Revenue Miles	Annual Vehicle Revenue Hours
Bus	3	-	\$465,925	\$30,734	\$409,808	177,923	169,188	7,440
Commuter Bus	4	-	\$199,682	\$13,172	\$175,631	14,576	91,234	3,096
<b>Total</b>	<b>7</b>	<b>-</b>	<b>\$665,607</b>	<b>\$43,906</b>	<b>\$585,439</b>	<b>192,499</b>	<b>260,422</b>	<b>10,536</b>

### Performance Measures

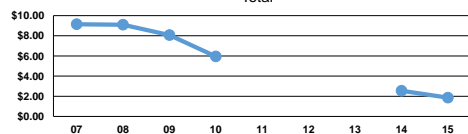
#### Service Efficiency

Mode	Operating Expenses per Vehicle Revenue Mile	Operating Expenses per Vehicle Revenue Hour
Bus	\$2.75	\$62.62
Commuter Bus	\$2.19	\$64.50
<b>Total</b>	<b>\$2.56</b>	<b>\$63.17</b>

#### Service Effectiveness

Mode	Operating Expenses per Unlinked Passenger Trip	Unlinked Trips per Vehicle Revenue Mile	Unlinked Trips per Vehicle Revenue Hour
Bus	\$2.62	1.1	23.9
Commuter Bus	\$13.70	0.2	4.7
<b>Total</b>	<b>\$3.46</b>	<b>0.7</b>	<b>18.3</b>

Operating Expense per Vehicle Revenue Mile: Agency Total



Unlinked Passenger Trips per Vehicle Revenue Mile: Agency Total

