

**General Information**

**Service Consumption**

181,471 Annual Unlinked Trips (UPT)

**Service Supplied**

286,248 Annual Vehicle Revenue Miles (VRM)  
 18,195 Annual Vehicle Revenue Hours (VRH)

**Summary of Operating Expenses (OE)**

\$963,372 Total Operating Expenses

**Database Information**

NTDID: 9R01-91037  
 Reporter Type: Rural General Public Transit

**Financial Information**

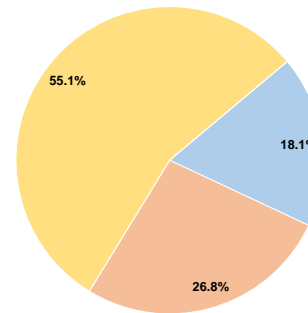
**Sources of Operating Funds Expended**

Fare Revenues	\$174,230	18.1%
Local Funds	\$257,980	26.8%
State Funds	\$0	0.0%
Federal Assistance	\$531,162	55.1%
Other Funds	\$0	0.0%
<b>Total Operating Funds Expended</b>	<b>\$963,372</b>	<b>100.0%</b>

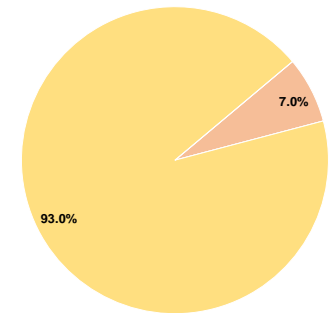
**Sources of Capital Funds Expended**

Fare Revenues	\$0	0.0%
Local Funds	\$20,445	7.0%
State Funds	\$0	0.0%
Federal Assistance	\$271,632	93.0%
Other Funds	\$0	0.0%
<b>Total Capital Funds Expended</b>	<b>\$292,077</b>	<b>100.0%</b>

**Operating Funding Sources**



**Capital Funding Sources**



**Modal Characteristics**

**Operation Characteristics**

**Vehicles Operated at Maximum Service**

Mode	Directly Operated	Purchased Transportation	Operating Expenses	Fare Revenues	Uses of Capital Funds	Annual Unlinked Trips	Annual Vehicle Revenue Miles	Annual Vehicle Revenue Hours
Bus	6	-	\$722,529	\$148,096	\$248,265	154,250	243,311	13,646
Demand Response	2	-	\$240,843	\$26,134	\$43,812	27,221	42,937	4,549
<b>Total</b>	<b>8</b>	<b>-</b>	<b>\$963,372</b>	<b>\$174,230</b>	<b>\$292,077</b>	<b>181,471</b>	<b>286,248</b>	<b>18,195</b>

**Performance Measures**


**Service Efficiency**

Mode	Operating Expenses per Vehicle Revenue Mile	Operating Expenses per Vehicle Revenue Hour
Bus	\$2.97	\$52.95
Demand Response	\$5.61	\$52.94
<b>Total</b>	<b>\$3.37</b>	<b>\$52.95</b>

**Service Effectiveness**

Mode	Operating Expenses per Unlinked Passenger Trip	Unlinked Trips per Vehicle Revenue Mile	Unlinked Trips per Vehicle Revenue Hour
Bus	\$4.68	0.6	11.3
Demand Response	\$8.85	0.6	6.0
<b>Total</b>	<b>\$5.31</b>	<b>0.6</b>	<b>10.0</b>

Operating Expense per Vehicle Revenue Mile: Agency Total



Unlinked Passenger Trips per Vehicle Revenue Mile: Agency Total

