

**General Information**

**Service Consumption**

58,654 Annual Unlinked Trips (UPT)

**Service Supplied**

104,566 Annual Vehicle Revenue Miles (VRM)  
 8,199 Annual Vehicle Revenue Hours (VRH)

**Summary of Operating Expenses (OE)**

\$403,804 Total Operating Expenses

**Database Information**

NTDID: 9R01-91052  
 Reporter Type: Rural General Public Transit

**Financial Information**

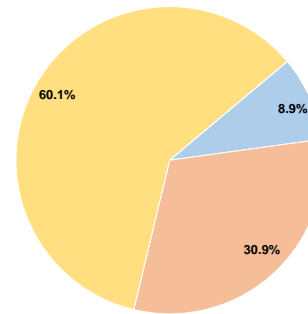
**Sources of Operating Funds Expended**

Fare Revenues	\$36,032	8.9%
Local Funds	\$124,941	30.9%
State Funds	\$0	0.0%
Federal Assistance	\$242,831	60.1%
Other Funds	\$0	0.0%
<b>Total Operating Funds Expended</b>	<b>\$403,804</b>	<b>100.0%</b>

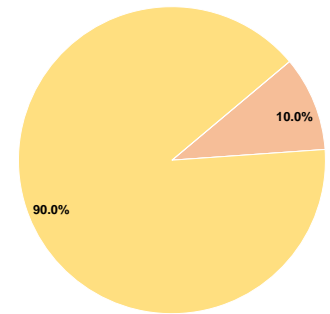
**Sources of Capital Funds Expended**

Fare Revenues	\$0	0.0%
Local Funds	\$15,768	10.0%
State Funds	\$0	0.0%
Federal Assistance	\$141,913	90.0%
Other Funds	\$0	0.0%
<b>Total Capital Funds Expended</b>	<b>\$157,681</b>	<b>100.0%</b>

**Operating Funding Sources**



**Capital Funding Sources**



**Modal Characteristics**

**Operation Characteristics**

**Vehicles Operated at Maximum Service**

Mode	Directly Operated	Purchased Transportation	Operating Expenses	Fare Revenues	Uses of Capital Funds	Annual Unlinked Trips	Annual Vehicle Revenue Miles	Annual Vehicle Revenue Hours
Bus	3	-	\$403,804	\$36,032	\$157,681	58,654	104,566	8,199
<b>Total</b>	<b>3</b>	<b>-</b>	<b>\$403,804</b>	<b>\$36,032</b>	<b>\$157,681</b>	<b>58,654</b>	<b>104,566</b>	<b>8,199</b>

**Performance Measures**

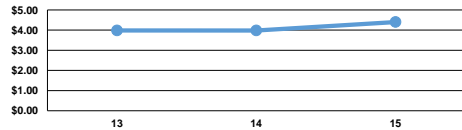
**Service Efficiency**

Mode	Operating Expenses per Vehicle Revenue Mile	Operating Expenses per Vehicle Revenue Hour
Bus	\$3.86	\$49.25
<b>Total</b>	<b>\$3.86</b>	<b>\$49.25</b>

**Service Effectiveness**

Mode	Operating Expenses per Unlinked Passenger Trip	Unlinked Trips per Vehicle Revenue Mile	Unlinked Trips per Vehicle Revenue Hour
Bus	\$6.88	0.6	7.2
<b>Total</b>	<b>\$6.88</b>	<b>0.6</b>	<b>7.2</b>

Operating Expense per Vehicle Revenue Mile: Agency Total



Unlinked Passenger Trips per Vehicle Revenue Mile: Agency Total

