

**General Information**

**Service Consumption**

50,803 Annual Unlinked Trips (UPT)

**Service Supplied**

74,293 Annual Vehicle Revenue Miles (VRM)  
 3,598 Annual Vehicle Revenue Hours (VRH)

**Summary of Operating Expenses (OE)**

\$280,850 Total Operating Expenses

**Database Information**

NTDID: 9R01-91121  
 Reporter Type: Rural General Public Transit

**Financial Information**

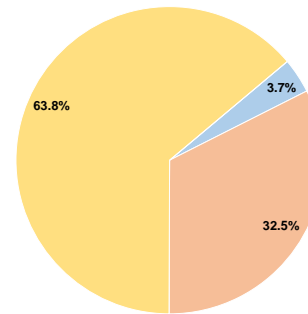
**Sources of Operating Funds Expended**

Fare Revenues	\$10,318	3.7%
Local Funds	\$91,273	32.5%
State Funds	\$0	0.0%
Federal Assistance	\$179,259	63.8%
Other Funds	\$0	0.0%
<b>Total Operating Funds Expended</b>	<b>\$280,850</b>	<b>100.0%</b>

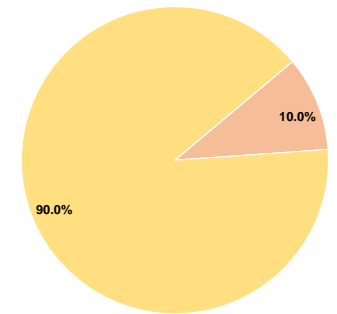
**Sources of Capital Funds Expended**

Fare Revenues	\$0	0.0%
Local Funds	\$9,316	10.0%
State Funds	\$0	0.0%
Federal Assistance	\$83,836	90.0%
Other Funds	\$0	0.0%
<b>Total Capital Funds Expended</b>	<b>\$93,152</b>	<b>100.0%</b>

**Operating Funding Sources**



**Capital Funding Sources**



**Modal Characteristics**

**Operation Characteristics**

**Vehicles Operated at Maximum Service**

Mode	Directly Operated	Purchased Transportation	Operating Expenses	Fare Revenues	Uses of Capital Funds	Annual Unlinked Trips	Annual Vehicle Revenue Miles	Annual Vehicle Revenue Hours
Bus	3	-	\$280,850	\$10,318	\$93,152	50,803	74,293	3,598
<b>Total</b>	<b>3</b>	<b>-</b>	<b>\$280,850</b>	<b>\$10,318</b>	<b>\$93,152</b>	<b>50,803</b>	<b>74,293</b>	<b>3,598</b>

**Performance Measures**

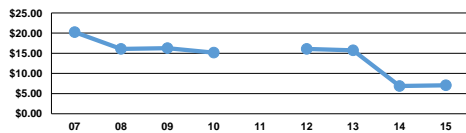
**Service Efficiency**

Mode	Operating Expenses per Vehicle Revenue Mile	Operating Expenses per Vehicle Revenue Hour
Bus	\$3.78	\$78.06
<b>Total</b>	<b>\$3.78</b>	<b>\$78.06</b>

**Service Effectiveness**

Mode	Operating Expenses per Unlinked Passenger Trip	Unlinked Trips per Vehicle Revenue Mile	Unlinked Trips per Vehicle Revenue Hour
Bus	\$5.53	0.7	14.1
<b>Total</b>	<b>\$5.53</b>	<b>0.7</b>	<b>14.1</b>

Operating Expense per Vehicle Revenue Mile: Agency Total



Unlinked Passenger Trips per Vehicle Revenue Mile: Agency Total

