

Yavapai Regional Transit

2015 Annual Agency Profile

1615 N Road 1
Chino Valley, AZ 86323

Grant Administrator: Mr. George Delgado
602-712-8239

General Information

Service Consumption

3,520 Annual Unlinked Trips (UPT)

Service Supplied

30,411 Annual Vehicle Revenue Miles (VRM)

1,861 Annual Vehicle Revenue Hours (VRH)

Summary of Operating Expenses (OE)

\$154,708 Total Operating Expenses

Database Information

NTDID: 9R01-99419

Reporter Type: Rural General Public Transit

Financial Information

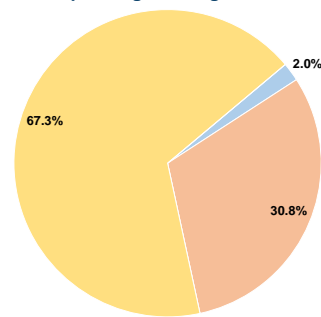
Sources of Operating Funds Expended

Fare Revenues	\$3,024	2.0%
Local Funds	\$47,607	30.8%
State Funds	\$0	0.0%
Federal Assistance	\$104,077	67.3%
Other Funds	\$0	0.0%
Total Operating Funds Expended	\$154,708	100.0%

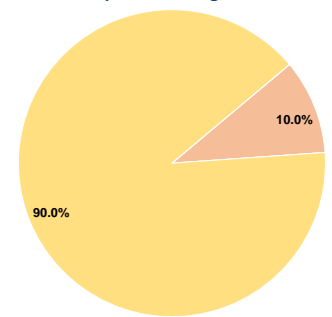
Sources of Capital Funds Expended

Fare Revenues	\$0	0.0%
Local Funds	\$7,632	10.0%
State Funds	\$0	0.0%
Federal Assistance	\$68,684	90.0%
Other Funds	\$0	0.0%
Total Capital Funds Expended	\$76,316	100.0%

Operating Funding Sources



Capital Funding Sources



Modal Characteristics

Operation Characteristics

Vehicles Operated at Maximum Service

Mode	Directly Operated	Purchased Transportation	Operating Expenses	Fare Revenues
Bus	3	-	\$154,708	\$3,024
Total	3	-	\$154,708	\$3,024

Uses of Capital Funds

\$76,316
\$76,316

Annual Unlinked Trips
3,520
3,520

Annual Vehicle Revenue Miles

30,411
30,411

Annual Vehicle Revenue Hours

1,861
1,861

Performance Measures


Service Efficiency

Mode	Operating Expenses per Vehicle Revenue Mile	Operating Expenses per Vehicle Revenue Hour
Bus	\$5.09	\$83.13
Total	\$5.09	\$83.13

Service Effectiveness

Mode	Operating Expenses per Unlinked Passenger Trip	Unlinked Trips per Vehicle Revenue Mile	Unlinked Trips per Vehicle Revenue Hour
Bus	\$43.95	0.1	1.9
Total	\$43.95	0.1	1.9

Operating Expense per Vehicle Revenue Mile: Agency Total



Unlinked Passenger Trips per Vehicle Revenue Mile: Agency Total

