

**General Information**

**Service Consumption**

420,296 Annual Unlinked Trips (UPT)

**Service Supplied**

942,469 Annual Vehicle Revenue Miles (VRM)  
 69,155 Annual Vehicle Revenue Hours (VRH)

**Summary of Operating Expenses (OE)**

\$4,987,818 Total Operating Expenses

**Database Information**

NTDID: 9R02-91007  
 Reporter Type: Rural General Public Transit

**Financial Information**

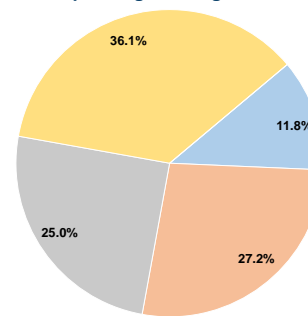
**Sources of Operating Funds Expended**

Fare Revenues	\$588,693	11.8%
Local Funds	\$1,355,331	27.2%
State Funds	\$1,244,694	25.0%
Federal Assistance	\$1,799,100	36.1%
Other Funds	\$0	0.0%
<b>Total Operating Funds Expended</b>	<b>\$4,987,818</b>	<b>100.0%</b>

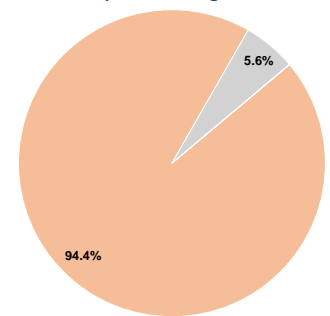
**Sources of Capital Funds Expended**

Fare Revenues	\$0	0.0%
Local Funds	\$156,038	94.4%
State Funds	\$9,264	5.6%
Federal Assistance	\$0	0.0%
Other Funds	\$0	0.0%
<b>Total Capital Funds Expended</b>	<b>\$165,302</b>	<b>100.0%</b>

**Operating Funding Sources**



**Capital Funding Sources**



**Modal Characteristics**

**Operation Characteristics**

**Vehicles Operated at Maximum Service**

Mode	Directly Operated	Purchased Transportation	Operating Expenses	Fare Revenues	Uses of Capital Funds	Annual Unlinked Trips	Annual Vehicle Revenue Miles	Annual Vehicle Revenue Hours
Bus	7	-	\$1,381,626	\$163,068	\$45,789	109,354	394,455	19,153
Demand Response	71	-	\$3,606,192	\$425,625	\$119,513	310,942	548,014	50,002
<b>Total</b>	<b>78</b>	<b>-</b>	<b>\$4,987,818</b>	<b>\$588,693</b>	<b>\$165,302</b>	<b>420,296</b>	<b>942,469</b>	<b>69,155</b>

**Performance Measures**


**Service Efficiency**

Mode	Operating Expenses per Vehicle Revenue Mile	Operating Expenses per Vehicle Revenue Hour
Bus	\$3.50	\$72.14
Demand Response	\$6.58	\$72.12
<b>Total</b>	<b>\$5.29</b>	<b>\$72.13</b>

**Service Effectiveness**

Mode	Operating Expenses per Unlinked Passenger Trip	Unlinked Trips per Vehicle Revenue Mile	Unlinked Trips per Vehicle Revenue Hour
Bus	\$12.63	0.3	5.7
Demand Response	\$11.60	0.6	6.2
<b>Total</b>	<b>\$11.87</b>	<b>0.4</b>	<b>6.1</b>

Operating Expense per Vehicle Revenue Mile: Agency Total



Unlinked Passenger Trips per Vehicle Revenue Mile: Agency Total

