

**General Information**

**Service Consumption**

36,670 Annual Unlinked Trips (UPT)

**Service Supplied**

196,790 Annual Vehicle Revenue Miles (VRM)  
 14,881 Annual Vehicle Revenue Hours (VRH)

**Summary of Operating Expenses (OE)**

\$888,616 Total Operating Expenses

**Database Information**

NTDID: 9R02-91040  
 Reporter Type: Rural General Public Transit

**Financial Information**

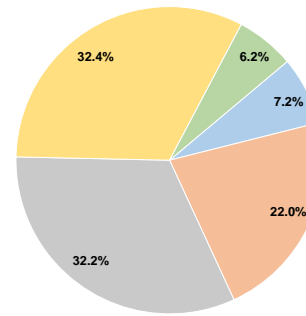
**Sources of Operating Funds Expended**

Fare Revenues	\$60,980	7.2%
Local Funds	\$187,158	22.0%
State Funds	\$273,629	32.2%
Federal Assistance	\$275,000	32.4%
Other Funds	\$52,250	6.2%
<b>Total Operating Funds Expended</b>	<b>\$849,017</b>	<b>100.0%</b>

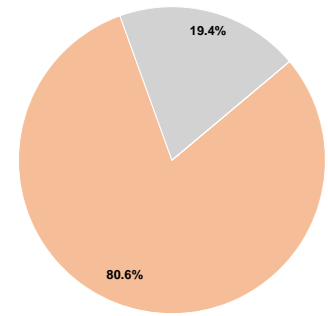
**Sources of Capital Funds Expended**

Fare Revenues	\$0	0.0%
Local Funds	\$135,022	80.6%
State Funds	\$32,491	19.4%
Federal Assistance	\$0	0.0%
Other Funds	\$0	0.0%
<b>Total Capital Funds Expended</b>	<b>\$167,513</b>	<b>100.0%</b>

**Operating Funding Sources**



**Capital Funding Sources**



**Modal Characteristics**

**Operation Characteristics**

**Vehicles Operated at Maximum Service**

Mode	Directly Operated	Purchased Transportation	Operating Expenses	Fare Revenues	Uses of Capital Funds	Annual Unlinked Trips	Annual Vehicle Revenue Miles	Annual Vehicle Revenue Hours
Bus	4	-	\$355,446	\$24,392	\$167,513	19,314	95,042	12,433
Demand Response	2	-	\$533,170	\$36,588	\$0	17,356	101,748	2,448
<b>Total</b>	<b>6</b>	<b>-</b>	<b>\$888,616</b>	<b>\$60,980</b>	<b>\$167,513</b>	<b>36,670</b>	<b>196,790</b>	<b>14,881</b>

**Performance Measures**

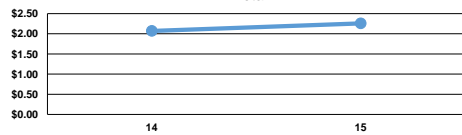
**Service Efficiency**

Mode	Operating Expenses per Vehicle Revenue Mile	Operating Expenses per Vehicle Revenue Hour
Bus	\$3.74	\$28.59
Demand Response	\$5.24	\$217.80
<b>Total</b>	<b>\$4.52</b>	<b>\$59.71</b>

**Service Effectiveness**

Mode	Operating Expenses per Unlinked Passenger Trip	Unlinked Trips per Vehicle Revenue Mile	Unlinked Trips per Vehicle Revenue Hour
Bus	\$18.40	0.2	1.6
Demand Response	\$30.72	0.2	7.1
<b>Total</b>	<b>\$24.23</b>	<b>0.2</b>	<b>2.5</b>

Operating Expense per Vehicle Revenue Mile: Agency Total



Unlinked Passenger Trips per Vehicle Revenue Mile: Agency Total

