

**General Information**

**Service Consumption**

105,572 Annual Unlinked Trips (UPT)

**Service Supplied**

102,518 Annual Vehicle Revenue Miles (VRM)  
 5,633 Annual Vehicle Revenue Hours (VRH)

**Summary of Operating Expenses (OE)**

\$407,799 Total Operating Expenses

**Database Information**

NTDID: 9R02-91043  
 Reporter Type: Rural General Public Transit

**Financial Information**

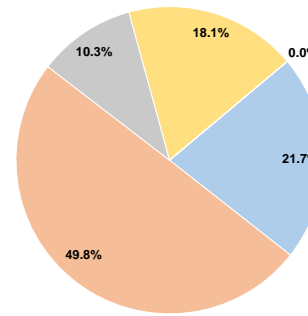
**Sources of Operating Funds Expended**

Fare Revenues	\$88,483	21.7%
Local Funds	\$203,256	49.8%
State Funds	\$42,028	10.3%
Federal Assistance	\$73,979	18.1%
Other Funds	\$53	0.0%
<b>Total Operating Funds Expended</b>	<b>\$407,799</b>	<b>100.0%</b>

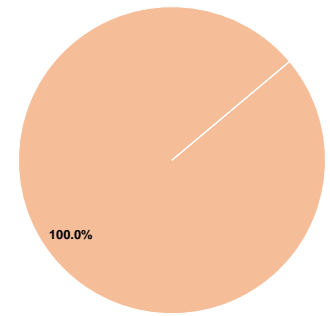
**Sources of Capital Funds Expended**

Fare Revenues	\$0	0.0%
Local Funds	\$29,489	100.0%
State Funds	\$0	0.0%
Federal Assistance	\$0	0.0%
Other Funds	\$0	0.0%
<b>Total Capital Funds Expended</b>	<b>\$29,489</b>	<b>100.0%</b>

**Operating Funding Sources**



**Capital Funding Sources**



**Modal Characteristics**

**Operation Characteristics**

**Vehicles Operated at Maximum Service**

Mode	Directly Operated	Purchased Transportation	Operating Expenses	Fare Revenues	Uses of Capital Funds	Annual Unlinked Trips	Annual Vehicle Revenue Miles	Annual Vehicle Revenue Hours
Bus	3	-	\$377,774	\$83,167	\$0	104,409	93,366	5,172
Demand Response	1	-	\$30,025	\$5,316	\$29,489	1,163	9,152	461
<b>Total</b>	<b>4</b>	<b>-</b>	<b>\$407,799</b>	<b>\$88,483</b>	<b>\$29,489</b>	<b>105,572</b>	<b>102,518</b>	<b>5,633</b>

**Performance Measures**


**Service Efficiency**

Mode	Operating Expenses per Vehicle Revenue Mile	Operating Expenses per Vehicle Revenue Hour
Bus	\$4.05	\$73.04
Demand Response	\$3.28	\$65.13
<b>Total</b>	<b>\$3.98</b>	<b>\$72.39</b>

**Service Effectiveness**

Mode	Operating Expenses per Unlinked Passenger Trip	Unlinked Trips per Vehicle Revenue Mile	Unlinked Trips per Vehicle Revenue Hour
Bus	\$3.62	1.1	20.2
Demand Response	\$25.82	0.1	2.5
<b>Total</b>	<b>\$3.86</b>	<b>1.0</b>	<b>18.7</b>

Operating Expense per Vehicle Revenue Mile: Agency Total



Unlinked Passenger Trips per Vehicle Revenue Mile: Agency Total

