

General Information

Service Consumption

975,097 Annual Unlinked Trips (UPT)

Service Supplied

863,687 Annual Vehicle Revenue Miles (VRM)
 53,477 Annual Vehicle Revenue Hours (VRH)

Summary of Operating Expenses (OE)

\$3,826,938 Total Operating Expenses

Database Information

NTDID: 9R02-91062
 Reporter Type: Rural General Public Transit

Financial Information

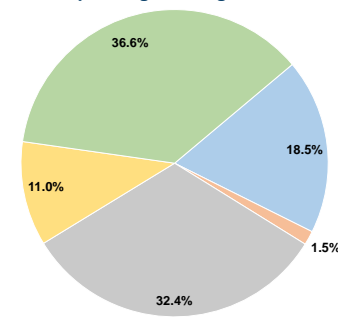
Sources of Operating Funds Expended

Fare Revenues	\$880,293	18.5%
Local Funds	\$70,432	1.5%
State Funds	\$1,546,798	32.4%
Federal Assistance	\$523,773	11.0%
Other Funds	\$1,746,478	36.6%
Total Operating Funds Expended	\$4,767,774	100.0%

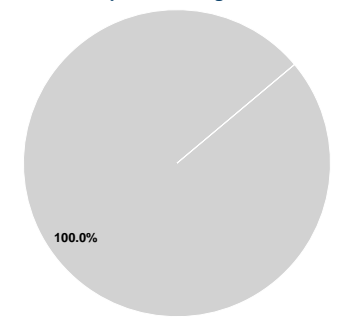
Sources of Capital Funds Expended

Fare Revenues	\$0	0.0%
Local Funds	\$0	0.0%
State Funds	\$1,209,766	100.0%
Federal Assistance	\$0	0.0%
Other Funds	\$0	0.0%
Total Capital Funds Expended	\$1,209,766	100.0%

Operating Funding Sources



Capital Funding Sources



Modal Characteristics

Operation Characteristics

Vehicles Operated at Maximum Service

Mode	Directly Operated	Purchased Transportation	Operating Expenses	Fare Revenues	Uses of Capital Funds	Annual Unlinked Trips	Annual Vehicle Revenue Miles	Annual Vehicle Revenue Hours
Bus	26	-	\$2,613,726	\$682,000	\$389,925	910,708	587,726	33,980
Commuter Bus	7	-	\$257,952	\$69,308	\$0	11,529	115,213	2,857
Demand Response	11	-	\$955,260	\$128,985	\$819,841	52,860	160,748	16,640
Total	44	-	\$3,826,938	\$880,293	\$1,209,766	975,097	863,687	53,477

Performance Measures


Service Efficiency

Mode	Operating Expenses per Vehicle Revenue Mile	Operating Expenses per Vehicle Revenue Hour
Bus	\$4.45	\$76.92
Commuter Bus	\$2.24	\$90.29
Demand Response	\$5.94	\$57.41
Total	\$4.43	\$71.56

Service Effectiveness

Mode	Operating Expenses per Unlinked Passenger Trip	Unlinked Trips per Vehicle Revenue Mile	Unlinked Trips per Vehicle Revenue Hour
Bus	\$2.87	1.5	26.8
Commuter Bus	\$22.37	0.1	4.0
Demand Response	\$18.07	0.3	3.2
Total	\$3.92	1.1	18.2

Operating Expense per Vehicle Revenue Mile: Agency Total



Unlinked Passenger Trips per Vehicle Revenue Mile: Agency Total

