

**General Information**

**Service Consumption**

329,218 Annual Unlinked Trips (UPT)

**Service Supplied**

757,666 Annual Vehicle Revenue Miles (VRM)  
 35,239 Annual Vehicle Revenue Hours (VRH)

**Summary of Operating Expenses (OE)**

\$2,574,474 Total Operating Expenses

**Database Information**

NTDID: 9R02-91090  
 Reporter Type: Rural General Public Transit

**Financial Information**

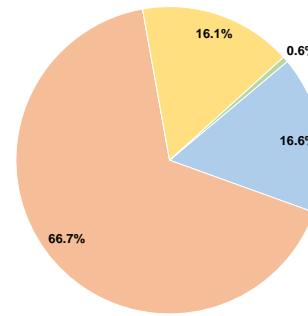
**Sources of Operating Funds Expended**

Fare Revenues	\$427,885	16.6%
Local Funds	\$1,716,483	66.7%
State Funds	\$0	0.0%
Federal Assistance	\$415,044	16.1%
Other Funds	\$15,063	0.6%
<b>Total Operating Funds Expended</b>	<b>\$2,574,475</b>	<b>100.0%</b>

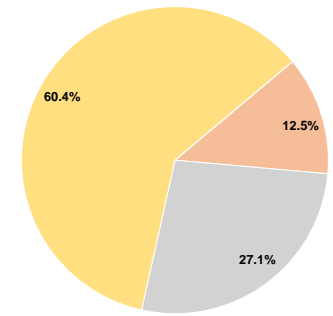
**Sources of Capital Funds Expended**

Fare Revenues	\$0	0.0%
Local Funds	\$111,750	12.5%
State Funds	\$241,711	27.1%
Federal Assistance	\$539,026	60.4%
Other Funds	\$0	0.0%
<b>Total Capital Funds Expended</b>	<b>\$892,487</b>	<b>100.0%</b>

**Operating Funding Sources**



**Capital Funding Sources**



**Modal Characteristics**

**Operation Characteristics**

**Vehicles Operated at Maximum Service**

Mode	Directly Operated	Purchased Transportation	Operating Expenses	Fare Revenues	Uses of Capital Funds	Annual Unlinked Trips	Annual Vehicle Revenue Miles	Annual Vehicle Revenue Hours
Bus	25	-	\$1,780,320	\$340,763	\$615,816	300,400	578,856	25,779
Commuter Bus	2	-	\$223,441	\$54,116	\$80,324	7,629	78,168	2,426
Demand Response	4	-	\$570,713	\$33,006	\$196,347	21,189	100,642	7,034
<b>Total</b>	<b>31</b>	<b>-</b>	<b>\$2,574,474</b>	<b>\$427,885</b>	<b>\$892,487</b>	<b>329,218</b>	<b>757,666</b>	<b>35,239</b>

**Performance Measures**

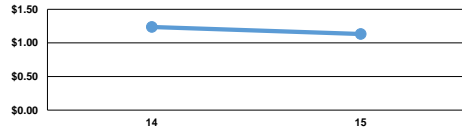
**Service Efficiency**

Mode	Operating Expenses per Vehicle Revenue Mile	Operating Expenses per Vehicle Revenue Hour
Bus	\$3.08	\$69.06
Commuter Bus	\$2.86	\$92.10
Demand Response	\$5.67	\$81.14
<b>Total</b>	<b>\$3.40</b>	<b>\$73.06</b>

**Service Effectiveness**

Mode	Operating Expenses per Unlinked Passenger Trip	Unlinked Trips per Vehicle Revenue Mile	Unlinked Trips per Vehicle Revenue Hour
Bus	\$5.93	0.5	11.7
Commuter Bus	\$29.29	0.1	3.1
Demand Response	\$26.93	0.2	3.0
<b>Total</b>	<b>\$7.82</b>	<b>0.4</b>	<b>9.3</b>

Operating Expense per Vehicle Revenue Mile: Agency Total



Unlinked Passenger Trips per Vehicle Revenue Mile: Agency Total

