

General Information

Service Consumption

13,350 Annual Unlinked Trips (UPT)

Service Supplied

41,111 Annual Vehicle Revenue Miles (VRM)
2,589 Annual Vehicle Revenue Hours (VRH)

Summary of Operating Expenses (OE)

\$147,241 Total Operating Expenses

Database Information

NTDID: 9R04-91099

Reporter Type: Rural General Public Transit

Financial Information

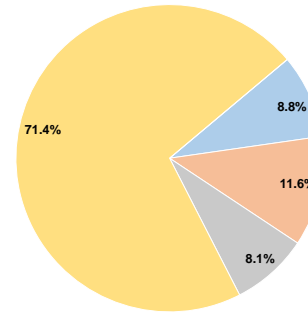
Sources of Operating Funds Expended

Fare Revenues	\$13,007	8.8%
Local Funds	\$17,070	11.6%
State Funds	\$12,000	8.1%
Federal Assistance	\$105,164	71.4%
Other Funds	\$0	0.0%
Total Operating Funds Expended	\$147,241	100.0%

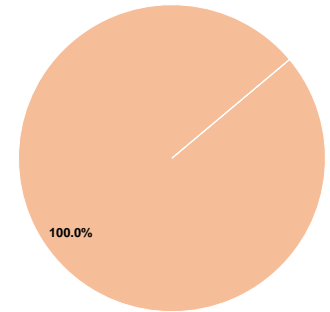
Sources of Capital Funds Expended

Fare Revenues	\$0	0.0%
Local Funds	\$5,987	100.0%
State Funds	\$0	0.0%
Federal Assistance	\$0	0.0%
Other Funds	\$0	0.0%
Total Capital Funds Expended	\$5,987	100.0%

Operating Funding Sources



Capital Funding Sources



Modal Characteristics

Operation Characteristics

Vehicles Operated at Maximum Service

Mode	Directly Operated	Purchased Transportation	Operating Expenses	Fare Revenues	Uses of Capital Funds	Annual Unlinked Trips	Annual Vehicle Revenue Miles	Annual Vehicle Revenue Hours
Demand Response	2	-	\$147,241	\$13,007	\$5,987	13,350	41,111	2,589
Total	2	-	\$147,241	\$13,007	\$5,987	13,350	41,111	2,589

Performance Measures

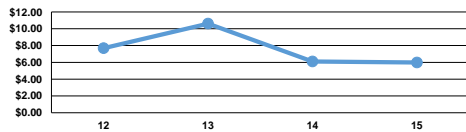
Service Efficiency

Mode	Operating Expenses per Vehicle Revenue Mile	Operating Expenses per Vehicle Revenue Hour
Demand Response	\$3.58	\$56.87
Total	\$3.58	\$56.87

Service Effectiveness

Mode	Operating Expenses per Unlinked Passenger Trip	Unlinked Trips per Vehicle Revenue Mile	Unlinked Trips per Vehicle Revenue Hour
Demand Response	\$11.03	0.3	5.2
Total	\$11.03	0.3	5.2

Operating Expense per Vehicle Revenue Mile: Agency Total



Unlinked Passenger Trips per Vehicle Revenue Mile: Agency Total

