

General Information

Federally Recognized Tribal Statistical Areas

Colville Reservation and Off-Reservation Trust Land, WA

Service Consumption

165,637 Annual Unlinked Trips (UPT)

Service Supplied

111,457 Annual Vehicle Revenue Miles (VRM)

8,441 Annual Vehicle Revenue Hours (VRH)

Database Information

NTDID: 00004

Reporter Type: Tribal Reporter

Financial Information

Sources of Operating Funds Expended

| | | |
|--------------------|-----------|--------|
| Fare Revenues | \$0 | 0.0% |
| Local Funds | \$0 | 0.0% |
| State Funds | \$0 | 0.0% |
| Federal Assistance | \$828,580 | 100.0% |
| Other Funds | \$0 | 0.0% |

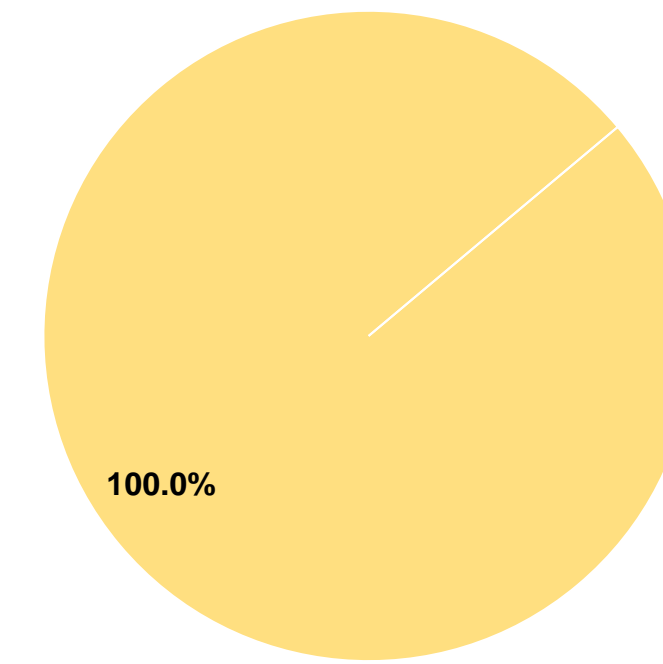
Total Operating Funds Expended \$828,580 100.0%

Sources of Capital Funds Expended

| | |
|--------------------|-----|
| Fare Revenues | \$0 |
| Local Funds | \$0 |
| State Funds | \$0 |
| Federal Assistance | \$0 |
| Other Funds | \$0 |

Total Capital Funds Expended \$0

Operating Funding Sources



Modal Characteristics

Operation Characteristics

Vehicles Operated at Maximum Service

| Mode | Directly Operated | Purchased Transportation | Operating Expenses | Fare Revenues | Uses of Capital Funds | Annual Unlinked Trips | Annual Vehicle Revenue Miles | Annual Vehicle Revenue Hours | Average Fleet Age in Years ^a |
|--------------|-------------------|--------------------------|--------------------|---------------|-----------------------|-----------------------|------------------------------|------------------------------|---|
| Ferryboat | 1 | - | \$584,633 | \$0 | \$0 | 161,477 | 25,060 | 5,514 | 35.0 |
| Bus | 5 | - | \$206,947 | \$0 | \$0 | 4,160 | 86,397 | 2,927 | 4.6 |
| Total | 6 | - | \$791,580 | \$0 | \$0 | 165,637 | 111,457 | 8,441 | |

Performance Measures

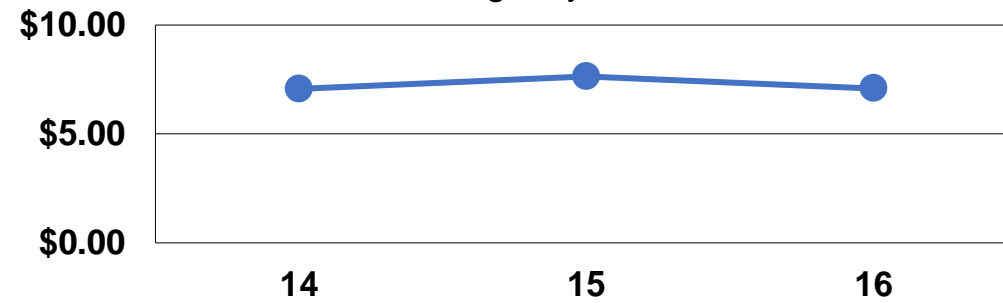
Service Efficiency

| Mode | Operating Expenses per Vehicle Revenue Mile | Operating Expenses per Vehicle Revenue Hour |
|--------------|---|---|
| Ferryboat | \$23.33 | \$106.03 |
| Bus | \$2.40 | \$70.70 |
| Total | \$7.10 | \$93.78 |

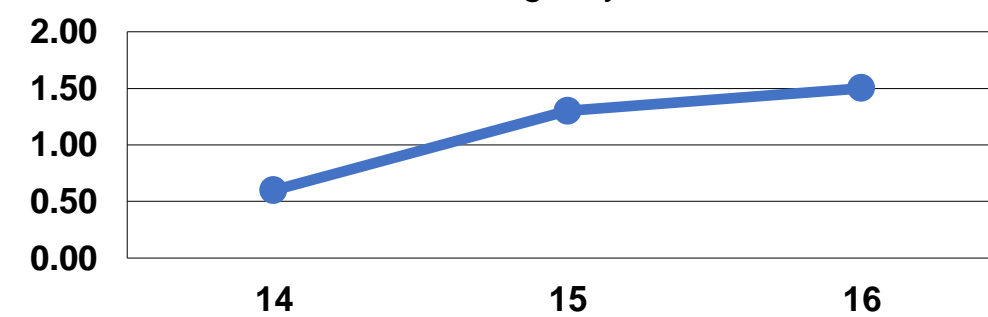
Service Effectiveness

| Mode | Operating Expenses per Unlinked Passenger Trip | Unlinked Trips per Vehicle Revenue Mile | Unlinked Trips per Vehicle Revenue Hour |
|--------------|--|---|---|
| Ferryboat | \$3.62 | 6.4 | 29.3 |
| Bus | \$49.75 | 0.1 | 1.4 |
| Total | \$4.78 | 1.5 | 19.6 |

Operating Expense per Vehicle Revenue Mile: Agency Total



Unlinked Passenger Trips per Vehicle Revenue Mile: Agency Total



Notes:

^aDemand Response - Taxi (DT) and non-dedicated fleets do not report fleet age data.