

General Information

Federally Recognized Tribal Statistical Areas

Klamath Reservation, OR

Service Consumption

12,966 Annual Unlinked Trips (UPT)

Service Supplied

162,813 Annual Vehicle Revenue Miles (VRM)
6,091 Annual Vehicle Revenue Hours (VRH)

Database Information

NTDID: 00010

Reporter Type: Tribal Reporter

Financial Information

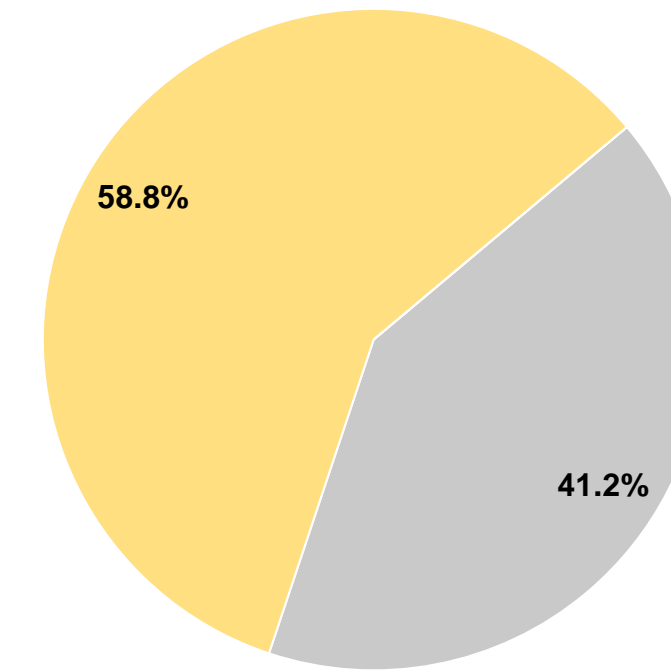
Sources of Operating Funds Expended

Fare Revenues	\$0	0.0%
Local Funds	\$0	0.0%
State Funds	\$172,095	41.2%
Federal Assistance	\$245,268	58.8%
Other Funds	\$0	0.0%
Total Operating Funds Expended	\$417,363	100.0%

Sources of Capital Funds Expended

Fare Revenues	\$0
Local Funds	\$0
State Funds	\$0
Federal Assistance	\$0
Other Funds	\$0
Total Capital Funds Expended	\$0

Operating Funding Sources



Modal Characteristics

Operation Characteristics

Vehicles Operated at Maximum Service

Mode	Directly Operated	Purchased Transportation	Operating Expenses	Fare Revenues	Uses of Capital Funds	Annual Unlinked Trips	Annual Vehicle Revenue Miles	Annual Vehicle Revenue Hours	Average Fleet Age in Years ^a
Commuter Bus	2	-	\$211,848	\$0	\$0	10,600	93,904	3,475	5.0
Demand Response	4	-	\$205,515	\$0	\$0	2,366	68,909	2,616	5.4
Total	6	-	\$417,363	\$0	\$0	12,966	162,813	6,091	

Performance Measures

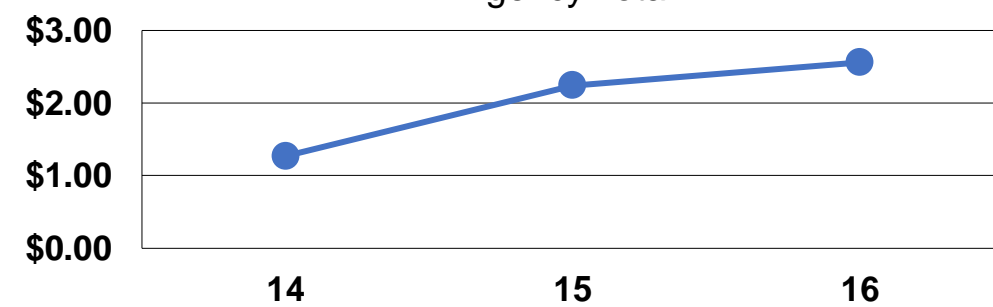
Service Efficiency

Mode	Operating Expenses per Vehicle Revenue Mile	Operating Expenses per Vehicle Revenue Hour
Commuter Bus	\$2.26	\$60.96
Demand Response	\$2.98	\$78.56
Total	\$2.56	\$68.52

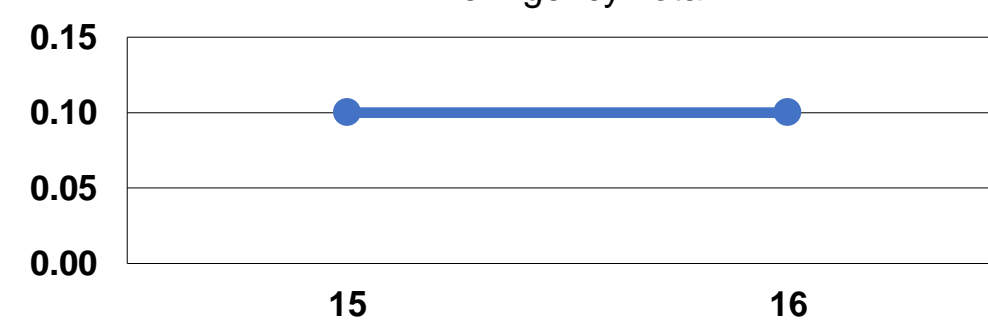
Service Effectiveness

Mode	Operating Expenses per Unlinked Passenger Trip	Unlinked Trips per Vehicle Revenue Mile	Unlinked Trips per Vehicle Revenue Hour
Commuter Bus	\$19.99	0.1	3.1
Demand Response	\$86.86	0.0	0.9
Total	\$32.19	0.1	2.1

Operating Expense per Vehicle Revenue Mile: Agency Total



Unlinked Passenger Trips per Vehicle Revenue Mile: Agency Total



Notes:

^aDemand Response - Taxi (DT) and non-dedicated fleets do not report fleet age data.