

Skokomish Indian Tribe

2016 Annual Agency Profile

North 80 Tribal Center Road
Skokomish, WA 98584

Chief Executive Officer: Ms. Yvonne Oberly

General Information

Federally Recognized Tribal Statistical Areas

Skokomish Reservation, WA

Service Consumption

840 Annual Unlinked Trips (UPT)

Service Supplied

26,982 Annual Vehicle Revenue Miles (VRM)

1,440 Annual Vehicle Revenue Hours (VRH)

Database Information

NTDID: 00032

Reporter Type: Tribal Reporter

Financial Information

Sources of Operating Funds Expended

Fare Revenues	\$0	0.0%
Local Funds	\$827	0.7%
State Funds	\$0	0.0%
Federal Assistance	\$114,056	99.3%
Other Funds	\$0	0.0%

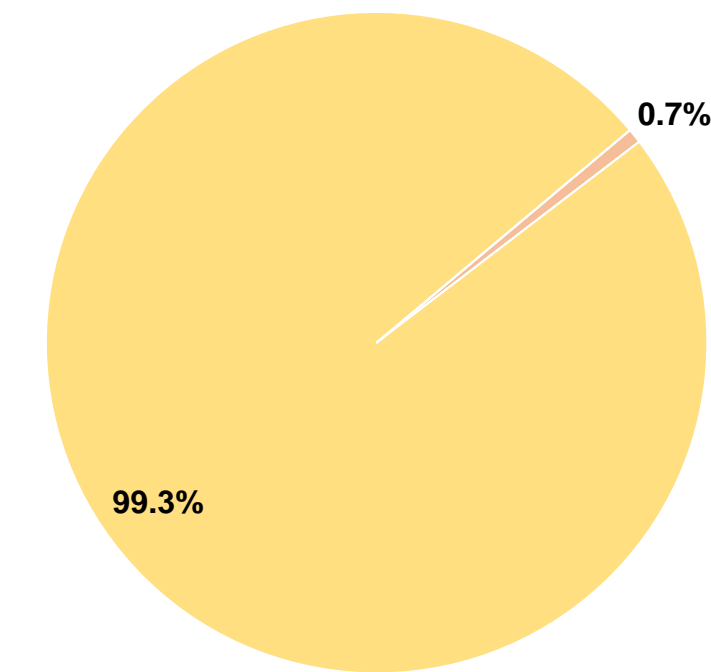
Total Operating Funds Expended \$114,883 100.0%

Sources of Capital Funds Expended

Fare Revenues	\$0
Local Funds	\$0
State Funds	\$0
Federal Assistance	\$0
Other Funds	\$0

Total Capital Funds Expended \$0

Operating Funding Sources



Modal Characteristics

Operation Characteristics

Vehicles Operated at Maximum Service

Mode	Directly Operated	Purchased Transportation	Operating Expenses	Fare Revenues	Uses of Capital Funds	Annual Unlinked Trips	Annual Vehicle Revenue Miles	Annual Vehicle Revenue Hours	Average Fleet Age in Years ^a
Demand Response	2	-	\$41,591	\$0	\$0	840	26,982	1,440	3.5
Total	2	-	\$41,591	\$0	\$0	840	26,982	1,440	

Performance Measures

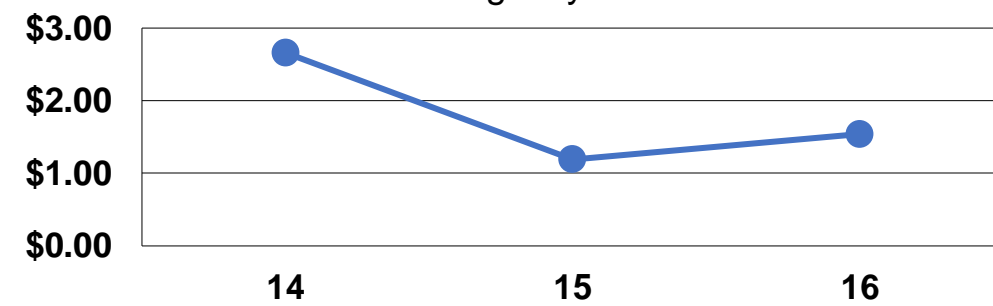
Service Efficiency

Mode	Operating Expenses per Vehicle Revenue Mile	Operating Expenses per Vehicle Revenue Hour
Demand Response	\$1.54	\$28.88
Total	\$1.54	\$28.88

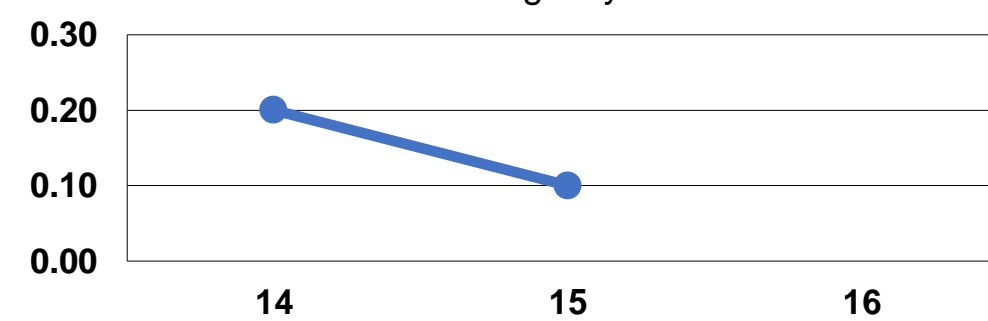
Service Effectiveness

Mode	Operating Expenses per Unlinked Passenger Trip	Unlinked Trips per Vehicle Revenue Mile	Unlinked Trips per Vehicle Revenue Hour
Demand Response	\$49.51	0.0	0.6
Total	\$49.51	0.0	0.6

Operating Expense per Vehicle Revenue Mile: Agency Total



Unlinked Passenger Trips per Vehicle Revenue Mile: Agency Total



Notes:

^aDemand Response - Taxi (DT) and non-dedicated fleets do not report fleet age data.