

# Selkirks-Pend Oreille Transit Authority (SPOT)

2016 Annual Agency Profile

Grants/Contracts Officer: Mrs. Shauna Miller

## General Information

### Service Consumption

76,294 Annual Unlinked Trips (UPT)

### Service Supplied

170,318 Annual Vehicle Revenue Miles (VRM)

12,529 Annual Vehicle Revenue Hours (VRH)

### Summary of Operating Expenses (OE)

\$442,542 Total Operating Expenses

### Database Information

NTDID: OR01-00341

Reporter Type: Rural General Public Transit

## Financial Information

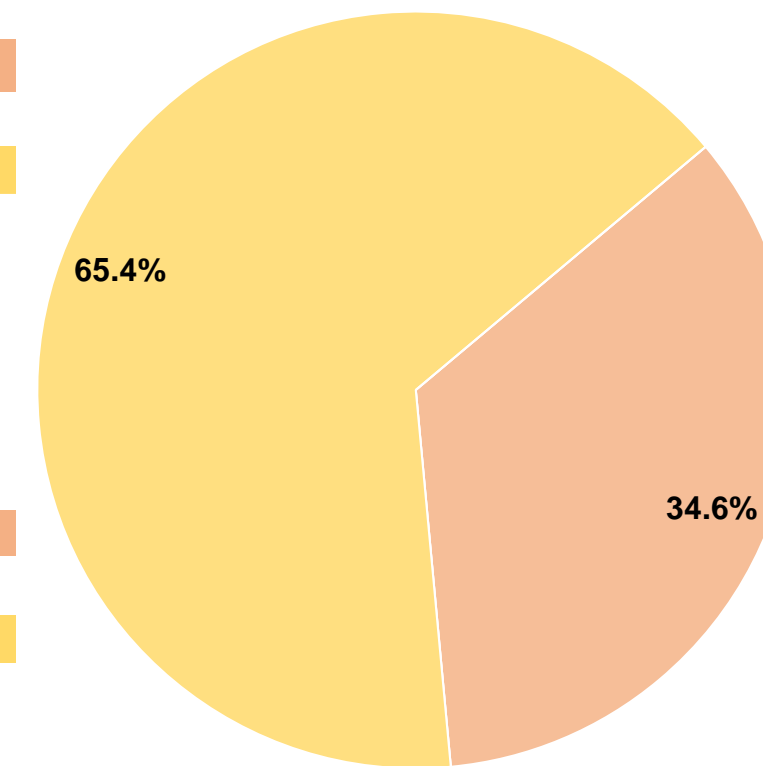
### Sources of Operating Funds Expended

Fare Revenues	\$0	0.0%
Local Funds	\$153,280	34.6%
State Funds	\$0	0.0%
Federal Assistance	\$289,262	65.4%
Other Funds	\$0	0.0%
<b>Total Operating Funds Expended</b>	<b>\$442,542</b>	<b>100.0%</b>

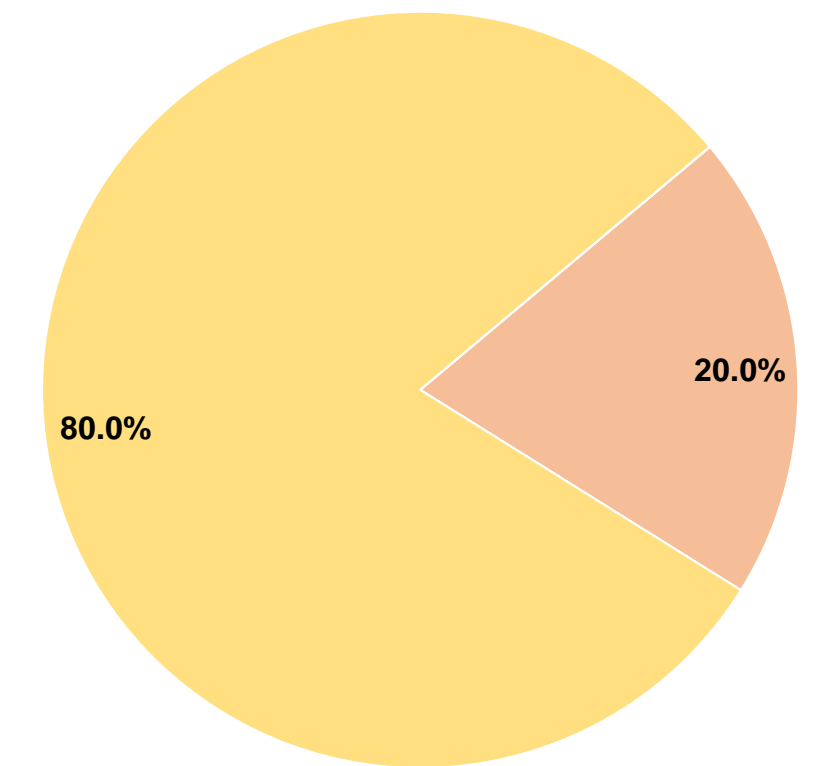
### Sources of Capital Funds Expended

Fare Revenues	\$0	0.0%
Local Funds	\$23,366	20.0%
State Funds	\$0	0.0%
Federal Assistance	\$93,464	80.0%
Other Funds	\$0	0.0%
<b>Total Capital Funds Expended</b>	<b>\$116,830</b>	<b>100.0%</b>

### Operating Funding Sources



### Capital Funding Sources



## Modal Characteristics

### Operation Characteristics

#### Vehicles Operated at Maximum Service

Mode	Directly Operated	Purchased Transportation	Operating Expenses	Fare Revenues	Uses of Capital Funds	Annual Unlinked Trips	Annual Vehicle Revenue Miles	Annual Vehicle Revenue Hours
Demand Response	3	-	\$74,081	\$0	\$0	7,202	30,551	3,275
Bus	2	-	\$368,461	\$0	\$116,830	69,092	139,767	9,254
<b>Total</b>	<b>5</b>	<b>-</b>	<b>\$442,542</b>	<b>\$0</b>	<b>\$116,830</b>	<b>76,294</b>	<b>170,318</b>	<b>12,529</b>

### Performance Measures

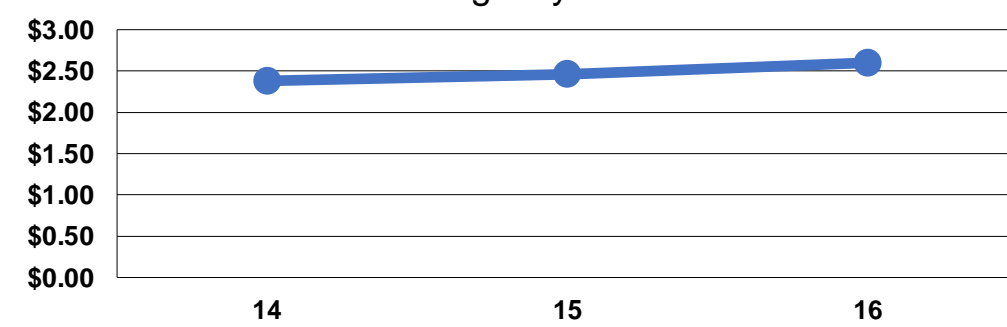
#### Service Efficiency

Mode	Operating Expenses per Vehicle Revenue Mile	Operating Expenses per Vehicle Revenue Hour
Demand Response	\$2.42	\$22.62
Bus	\$2.64	\$39.82
<b>Total</b>	<b>\$2.60</b>	<b>\$35.32</b>

#### Service Effectiveness

Mode	Operating Expenses per Unlinked Passenger Trip	Unlinked Trips per Vehicle Revenue Mile	Unlinked Trips per Vehicle Revenue Hour
Demand Response	\$10.29	0.2	2.2
Bus	\$5.33	0.5	7.5
<b>Total</b>	<b>\$5.80</b>	<b>0.4</b>	<b>6.1</b>

Operating Expense per Vehicle Revenue Mile: Agency Total



Unlinked Passenger Trips per Vehicle Revenue Mile: Agency Total

