

Community Connection of Northeast Oregon

2016 Annual Agency Profile

General Information

Service Consumption

77,895 Annual Unlinked Trips (UPT)

Service Supplied

549,687 Annual Vehicle Revenue Miles (VRM)

22,829 Annual Vehicle Revenue Hours (VRH)

Summary of Operating Expenses (OE)

\$1,992,230 Total Operating Expenses

Database Information

NTDID: 0R02-00343

Reporter Type: Rural General Public Transit

Financial Information

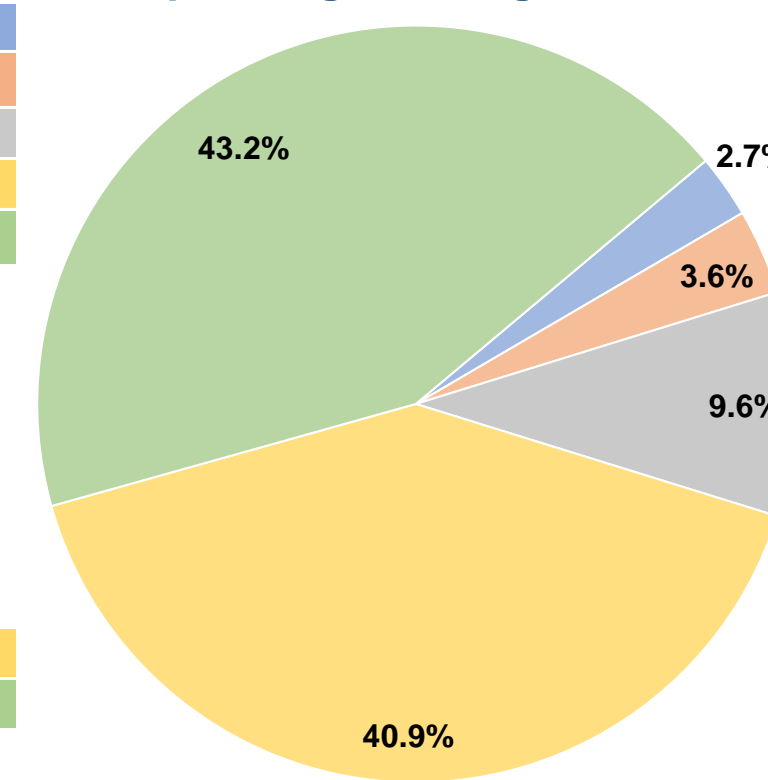
Sources of Operating Funds Expended

Fare Revenues	\$53,570	2.7%
Local Funds	\$72,625	3.6%
State Funds	\$190,627	9.6%
Federal Assistance	\$814,027	40.9%
Other Funds	\$861,381	43.2%
Total Operating Funds Expended	\$1,992,230	100.0%

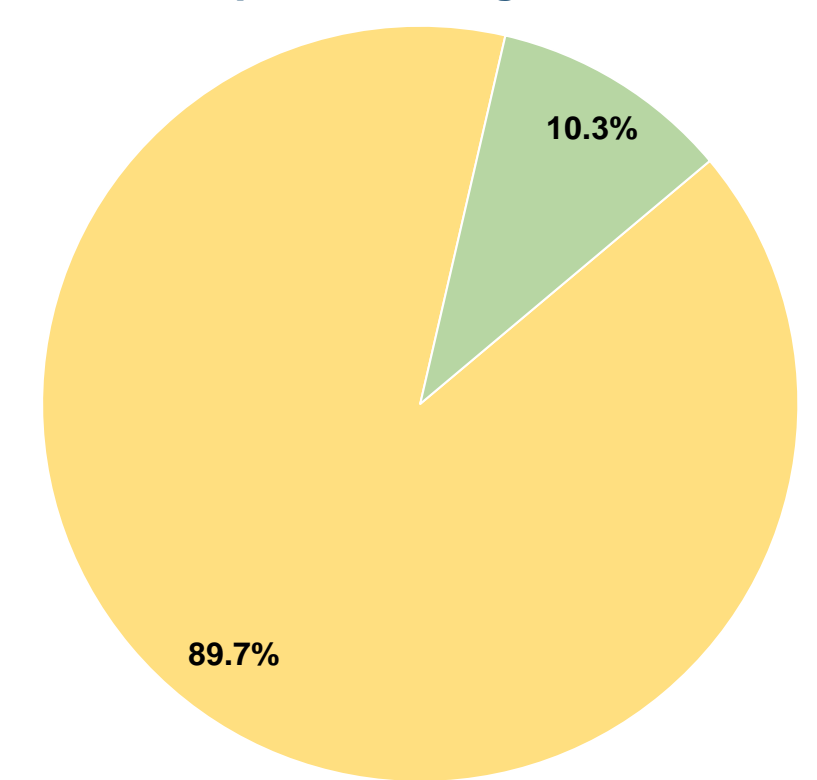
Sources of Capital Funds Expended

Fare Revenues	\$0	0.0%
Local Funds	\$0	0.0%
State Funds	\$0	0.0%
Federal Assistance	\$69,458	89.7%
Other Funds	\$7,950	10.3%
Total Capital Funds Expended	\$77,408	100.0%

Operating Funding Sources



Capital Funding Sources



Modal Characteristics

Operation Characteristics

Vehicles Operated at Maximum Service

Mode	Directly Operated	Purchased Transportation	Operating Expenses	Fare Revenues	Uses of Capital Funds	Annual Unlinked Trips	Annual Vehicle Revenue Miles	Annual Vehicle Revenue Hours
Commuter Bus	3	-	\$69,961	\$13,156	\$0	3,201	64,089	1,792
Demand Response	13	-	\$1,012,782	\$21,528	\$77,408	34,202	401,408	15,890
Bus	10	-	\$909,487	\$18,886	\$0	40,492	84,190	5,147
Total	26	-	\$1,992,230	\$53,570	\$77,408	77,895	549,687	22,829

Performance Measures

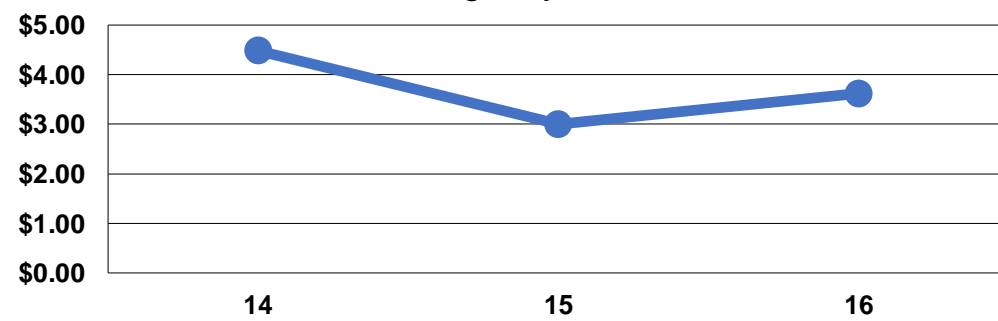
Service Efficiency

Mode	Operating Expenses per Vehicle Revenue Mile	Operating Expenses per Vehicle Revenue Hour
Commuter Bus	\$1.09	\$39.04
Demand Response	\$2.52	\$63.74
Bus	\$10.80	\$176.70
Total	\$3.62	\$87.27

Service Effectiveness

Mode	Operating Expenses per Unlinked Passenger Trip	Unlinked Trips per Vehicle Revenue Mile	Unlinked Trips per Vehicle Revenue Hour
Commuter Bus	\$21.86	0.1	1.8
Demand Response	\$29.61	0.1	2.2
Bus	\$22.46	0.5	7.9
Total	\$25.58	0.1	3.4

Operating Expense per Vehicle Revenue Mile: Agency Total



Unlinked Passenger Trips per Vehicle Revenue Mile: Agency Total

