

Senior Citizens of Sweet Home, Inc.

2016 Annual Agency Profile

Transportation Analyst: Ms. Francine Peterson

General Information

Financial Information

Service Consumption

81,017 Annual Unlinked Trips (UPT)

Service Supplied

320,204 Annual Vehicle Revenue Miles (VRM)

16,248 Annual Vehicle Revenue Hours (VRH)

Summary of Operating Expenses (OE)

\$673,886 Total Operating Expenses

Database Information

NTDID: OR02-00348

Reporter Type: Rural General Public Transit

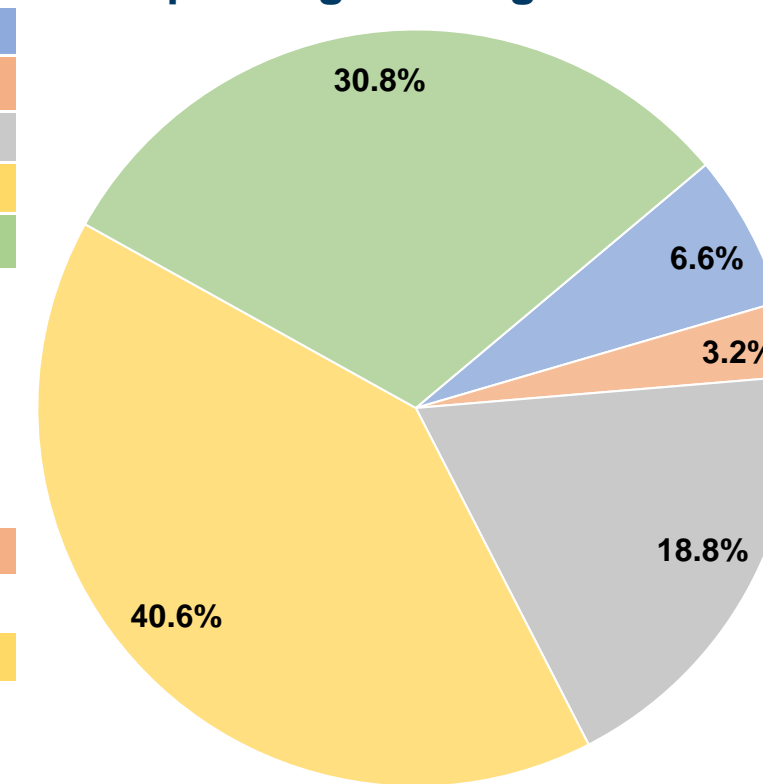
Sources of Operating Funds Expended

Fare Revenues	\$44,374	6.6%
Local Funds	\$21,524	3.2%
State Funds	\$126,575	18.8%
Federal Assistance	\$273,751	40.6%
Other Funds	\$207,662	30.8%
Total Operating Funds Expended	\$673,886	100.0%

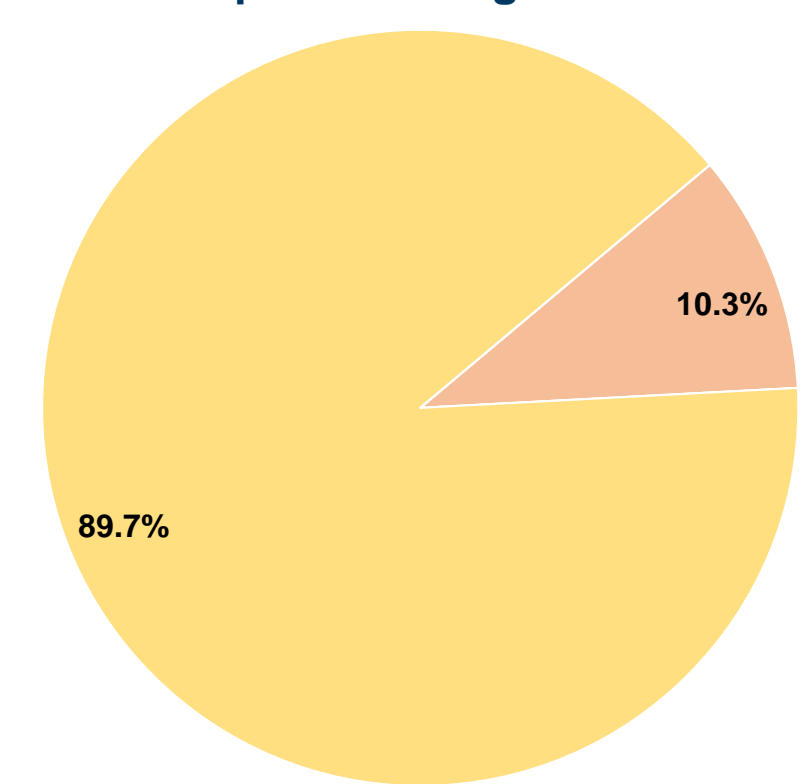
Sources of Capital Funds Expended

Fare Revenues	\$0	0.0%
Local Funds	\$6,264	10.3%
State Funds	\$0	0.0%
Federal Assistance	\$54,726	89.7%
Other Funds	\$0	0.0%
Total Capital Funds Expended	\$60,990	100.0%

Operating Funding Sources



Capital Funding Sources



Modal Characteristics

Operation Characteristics

Vehicles Operated at Maximum Service

Mode	Directly Operated	Purchased Transportation	Operating Expenses	Fare Revenues	Uses of Capital Funds	Annual Unlinked Trips	Annual Vehicle Revenue Miles	Annual Vehicle Revenue Hours
Commuter Bus	7	-	\$325,734	\$37,400	\$0	56,809	184,414	8,061
Demand Response	5	-	\$348,152	\$6,974	\$60,990	24,208	135,790	8,187
Total	12	-	\$673,886	\$44,374	\$60,990	81,017	320,204	16,248

Performance Measures

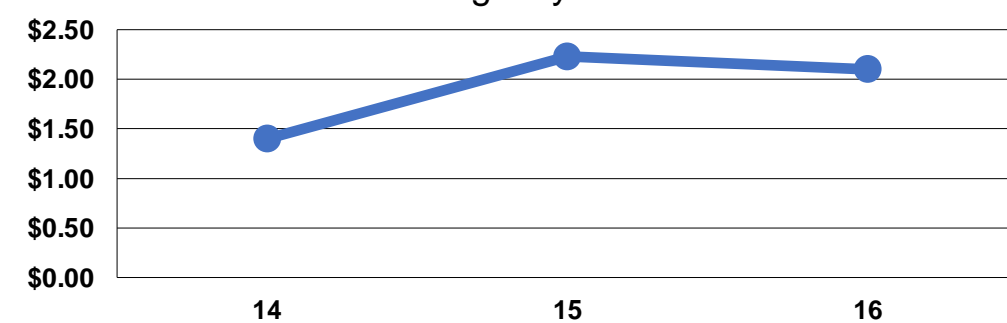
Service Efficiency

Mode	Operating Expenses per Vehicle Revenue Mile	Operating Expenses per Vehicle Revenue Hour
Commuter Bus	\$1.77	\$40.41
Demand Response	\$2.56	\$42.53
Total	\$2.10	\$41.48

Service Effectiveness

Mode	Operating Expenses per Unlinked Passenger Trip	Unlinked Trips per Vehicle Revenue Mile	Unlinked Trips per Vehicle Revenue Hour
Commuter Bus	\$5.73	0.3	7.1
Demand Response	\$14.38	0.2	3.0
Total	\$8.32	0.3	5.0

Operating Expense per Vehicle Revenue Mile: Agency Total



Unlinked Passenger Trips per Vehicle Revenue Mile: Agency Total

